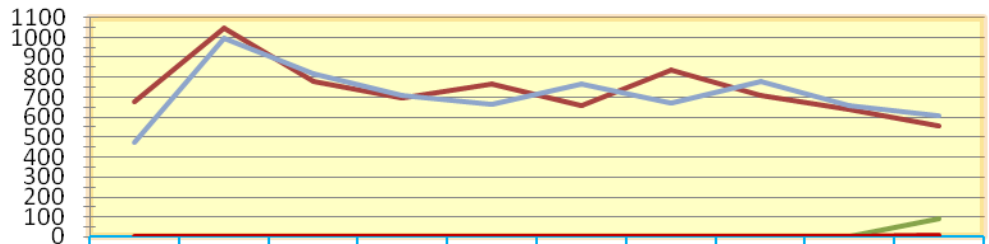


Number of Complaints Filed by Complainants and Systematically Dismissed by Chief Judges and Judicial Councils Between '97 and '06


Number of complaints:



| | 97 | 98 | 99 | 00 | 01 | 02 | 03 | 04 | 05 | 06 |
|---|-----|-------|-----|-----|-----|-----|-----|-----|-----|-----|
| — filed by complainants | 678 | 1,049 | 781 | 695 | 766 | 656 | 835 | 712 | 642 | 555 |
| — filed by chief judges | 1 | 2 | 0 | 1 | 0 | 1 | 0 | 0 | 0 | 88 |
| — dismissed by chief judges & judicial councils | 477 | 995 | 820 | 710 | 663 | 770 | 673 | 781 | 661 | 609 |
| — referred to Judicial Conference | 0 | 0 | 0 | 0 | 0 | 0 | 0 | 0 | 0 | 0 |
| — special investigating committees appointed[†] | 0 | 0 | 0 | 0 | 0 | 0 | 0 | 0 | 0 | 7 |

Judicial Councils' Action Against Complained-about Judges From 1997-2006

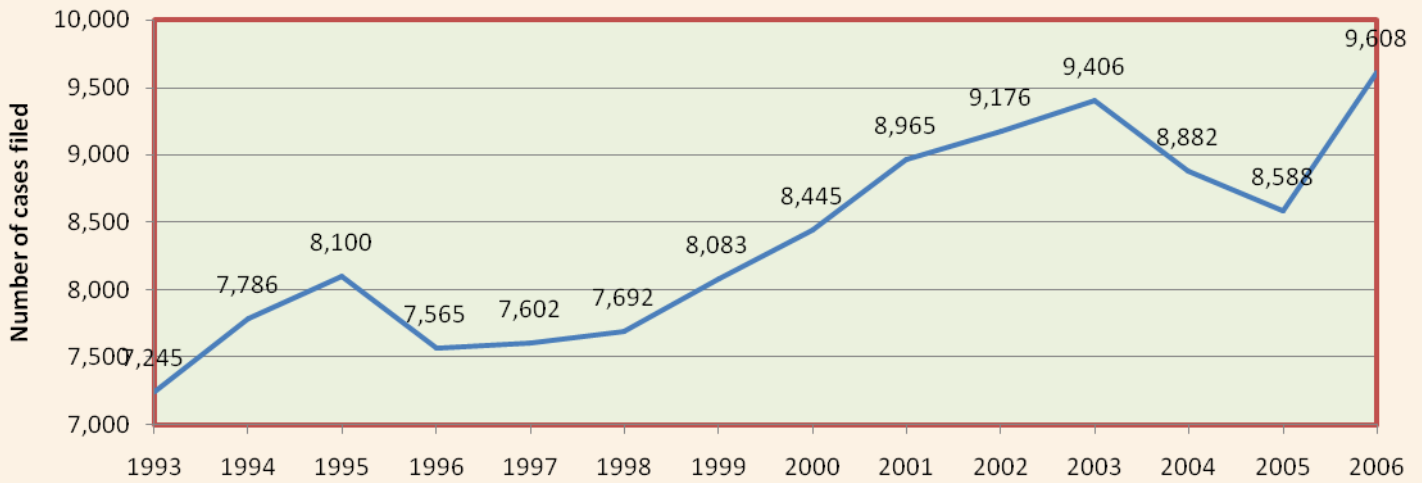
Number of complaints



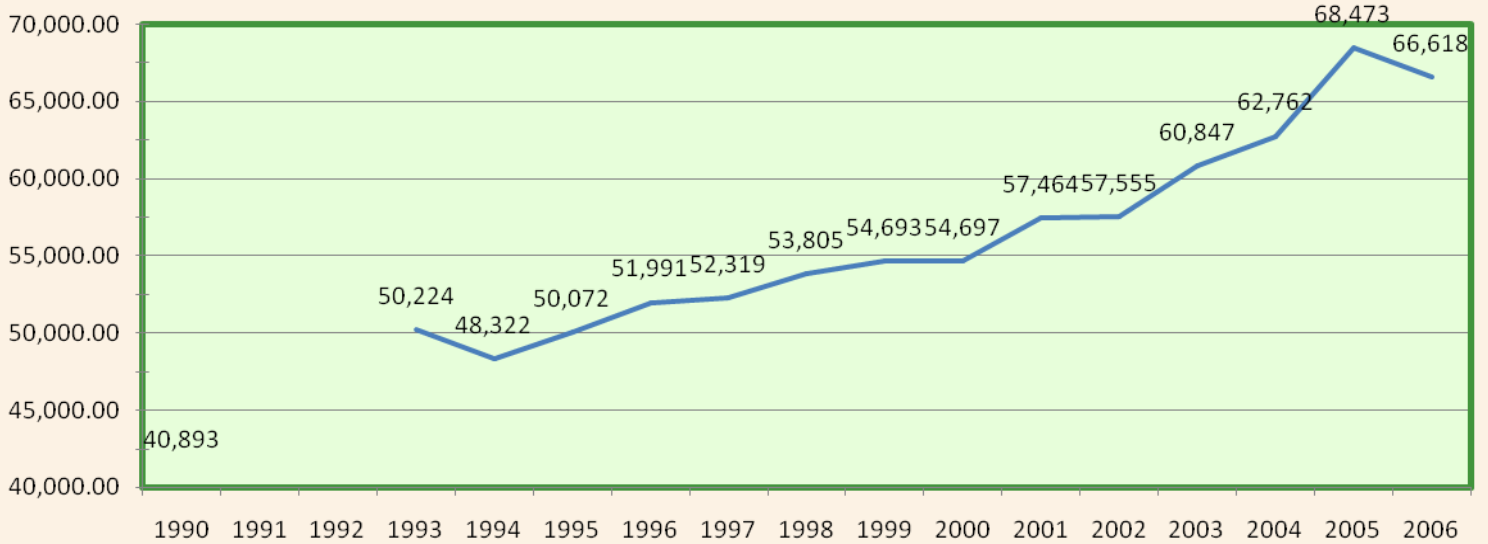
| | 97 | 98 | 99 | 00 | 01 | 02 | 03 | 04 | 05 | 06 |
|---|----|----|----|----|----|----|----|----|----|----|
| — filed by chief judges | 1 | 2 | 0 | 1 | 0 | 1 | 0 | 0 | 0 | 88 |
| — directed chief district judge to take action (magistrate judges only) | 0 | 0 | 0 | 0 | 0 | 0 | 0 | 0 | 0 | 1 |
| — certified disability | 0 | 0 | 0 | 0 | 0 | 0 | 0 | 0 | 0 | 0 |
| — requested voluntary retirement | 0 | 0 | 0 | 0 | 0 | 0 | 0 | 0 | 0 | 0 |
| — ordered temporary suspension of case assignment | 0 | 1 | 0 | 0 | 0 | 0 | 0 | 0 | 0 | 0 |
| — privately censured | 0 | 0 | 0 | 0 | 1 | 0 | 0 | 0 | 0 | 0 |
| — publicly censured | 0 | 1 | 0 | 2 | 0 | 2 | 0 | 0 | 0 | 0 |
| — ordered other appropriate action | 0 | 0 | 0 | 0 | 0 | 0 | 1 | 0 | 0 | 0 |
| — referred complaint to Judicial Conference | 0 | 0 | 0 | 0 | 0 | 0 | 0 | 0 | 0 | 0 |
| — special investigating committees appointed[†] | 0 | 0 | 0 | 0 | 0 | 0 | 0 | 0 | 0 | 7 |

Source: Tables of the Adm. Off. of the U.S. Courts; collected in http://Judicial-Discipline-Reform.org/judicial_complaints/DrCordero_revised_rules.pdf

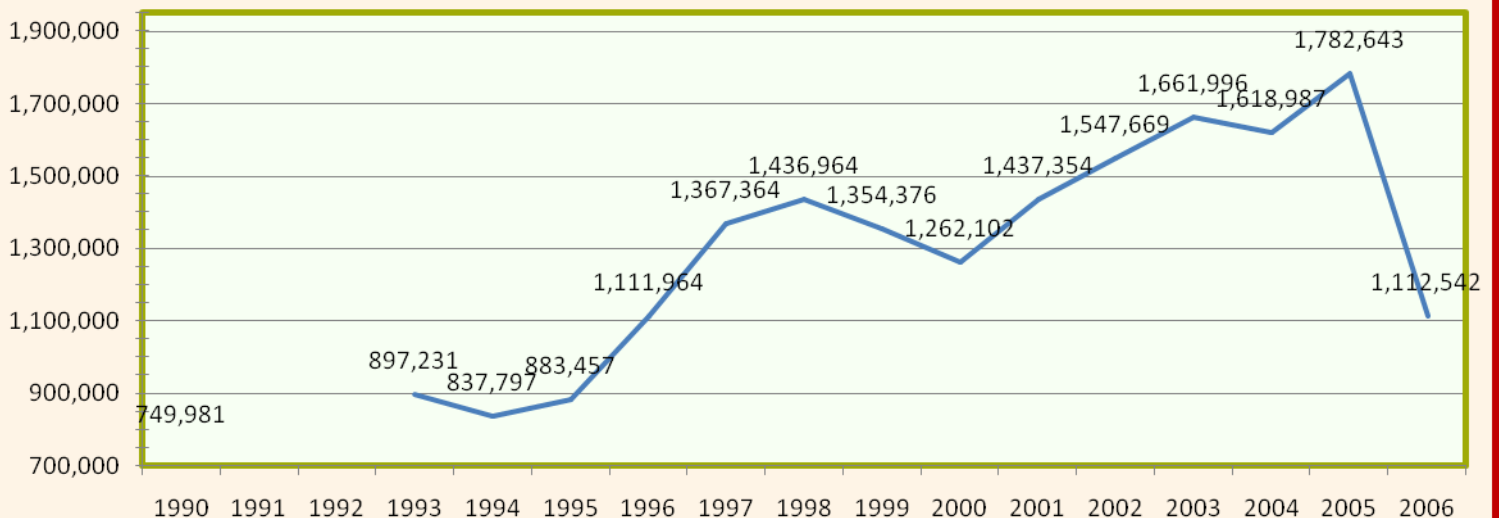
Cases Filed in the Supreme Court Between 93-06 showing a 33% increase



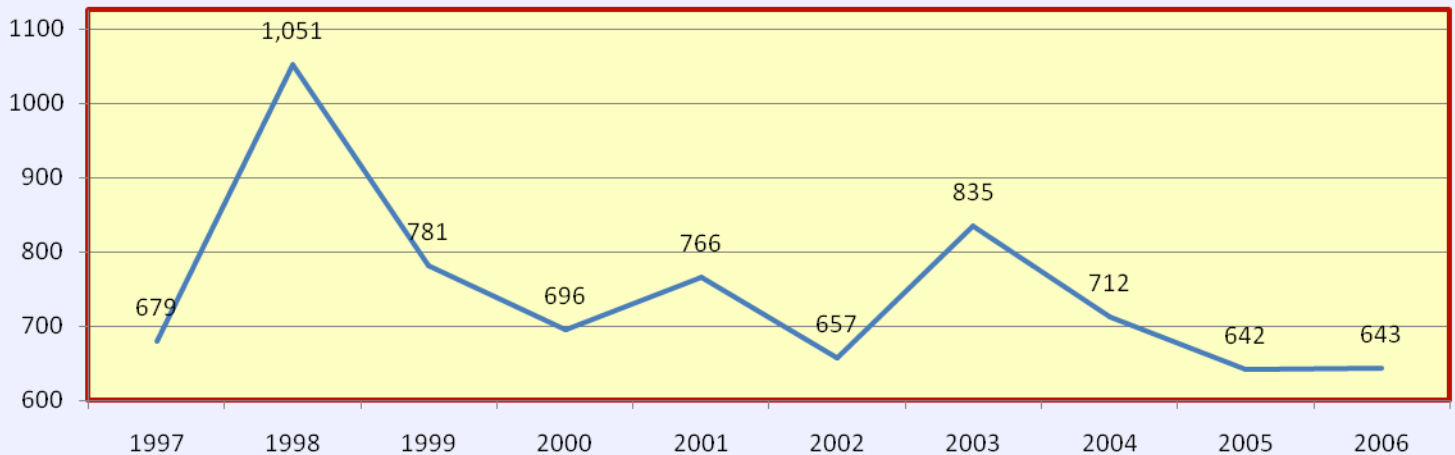
Cases Filed in the Court of Appeals Between 90-06 Showing a 63% Increase



Cases Filed in Bankruptcy Courts Between 90-06 Showing a 138% Increase at Peak



Complaints Filed Between 97-06 Showing a *Decrease of 5%*



[Footnotes in the originals]

NOTE: EXCLUDES COMPLAINTS NOT ACCEPTED BY THE CIRCUITS BECAUSE THEY DUPLICATED PREVIOUS FILINGS OR WERE OTHERWISE INVALID FILINGS.

* REVISED. [regarding complaints pending]

** EACH COMPLAINT MAY INVOLVE MULTIPLE ALLEGATIONS AGAINST NUMEROUS JUDGES. NATURE OF ALLEGATIONS IS COUNTED WHEN A COMPLAINT IS CONCLUDED.

Source: For Tables 1, 2, and 6, Judicial Business of U.S. Courts, 1997-2006 Annual Reports of the Director, Administrative Office of the United States Courts.

For Tables 3, 4, 5, 2005-2006 Judicial Facts and Figures, Administrative Office of the U.S. Courts.

The original Tables are collected and reproduced in http://Judicial-Discipline-Reform.org/judicial_complaints/DrCordero_revised_rules.pdf, wherein they are accompanied by links to the originals.

Tables 1, 2, and 6, supra, report on complaints filed and processed in the Federal Circuit, the District of Columbia, the 1st-11th circuits, the U.S. Claims Court, and the Court of International Trade. (Cf. 28 U.S.C. §§351(d)(1) and 363)

†The category “Special Investigating Committees Appointed” first appears in the 2006 Table.

These figures do not even include cases filed with Article I courts, which are part of the Executive, not the Judicial, Branch, such as the U.S. Tax Court, established in 1969 (after it was created as the Board of Tax Appeals in 1924 and its name was first changed to Tax Court of the U.S. in 1942). Another such court is the U.S. Claims Court, established as an Article I court in 1982, and renamed U.S. Court of Federal Claims in 1992. Likewise, the U.S. Court of Veterans' Appeals was established as an Article I court in 1989 and then renamed the Court of Appeals for Veterans Claims in 1998.

They too support the conclusion to be drawn from these statistics: The significant increase in cases filed with these courts every year attests to the litigiousness of the American society. They belie the judges' report that in the '97-'06 decade Americans have filed a steady number of complaints against them hovering around the average (after eliminating the outlier) of only 712 complaints. The explanation lies in the first footnote in the originals, above: Judges have arbitrarily excluded an undetermined number of complaints. The fact that they have manipulated these statistics is also revealed by the first table above: After 9 years during which the judges filed less than one complaint a year, they jumped to 88 in 2006...and that same year it just so happened that complainants filed the lowest number of complaints ever, 555! *Implausible!* Yet, the judges did not discipline a single peer, just one magistrate.