

(as of 19nov9)

**Federal Judges' Systematic Dismissal Without Investigation of 99.82% of Complaints<sup>1</sup> Filed Against Them in the 13 Circuits and 2 National Courts<sup>2</sup> During the 1oct96-30sep08 12-Year Period**

based on Table S-22 [previously S-23 & S-24] Report of Complaints Filed and Action Taken Under 28 U.S.C. §§351-364<sup>3</sup> of the Administrative Office of the U.S. Courts<sup>4</sup>; and comparing the categories and treatment applied to the complaints filed from **1oct96-30sep07** and **1oct07-10may08** with those from **11may-30sep08** (8,794+672=9,466) after the entry in effect of the amended Rules for Judicial Conduct and Disability Proceedings<sup>5</sup> adopted by the Judicial Conference on March 11, 2008

	Complaints Pending* <sup>6</sup>	on 30sep07	30sep97-07	n/11 average	Complaints Pending [Cf. row 75 Left.]	on 30sep08
1.		333	2530	230		465
2.	<b>Entries in 1oct07-10may08 Report</b>	1oct07-10may08	1oct96-10may08	n/11.6 average	<b>Entries in 11may-30sep08 Report</b>	11may-30sep08
3.	<b>Complaints Filed</b>	491	8794	758	<b>Complaints Filed</b>	672
4.	<b>Complaint Type:</b> Written by Complainant	491	8701	750	<b>Complaint Type:</b> Written by Complainant	670
5.	On Order of Chief Judges	0	93	8	On Order of Chief Judges	2
6.					<b>Complainants<sup>7</sup>:</b> <i>Prison Inmates</i>	354
7.					<i>Litigants</i>	303
8.					<i>Attorneys</i>	7
9.					<i>Public Officials</i>	0
10.					<i>Other</i>	13
11.	<b>Officials Complained About**</b>				<b>Judges Complained About</b>	
12.	Judges				Circuit Judges	165
13.	Circuit	112	2995	258	District Judges	382
14.	District	344	6841	589	Court of International Trade Judges	0
15.	National Court	0	19	1.6	Courts of Federal Claims Judges	2
16.	Bankruptcy Judges	24	406	35	Bankruptcy Judges	16
17.	Magistrate Judges	105	2014	174	Magistrate Judges	107
18.	<b>Nature of Allegations**</b>				<b>Nature of Allegations<sup>8</sup>:</b>	
19.	Mental Disability	16	408	35	<i>Disability</i>	30
20.	Physical Disability	4	66	5.7		
21.	Demeanor	5	262	23	<i>Hostility Toward Litigant or Attorney</i>	69
22.	Abuse of Judicial Power	242	3176	274		

2.	<b>Entries in 1oct07-10may08 Report</b>	1oct07-10may08	1oct96-10may08	n/11.6 average	<b>Entries in 11may-30sep08 Report</b>	11may-30sep08
23.	Prejudice/Bias	232	3734	322	<i>Racial, Religious, or Ethnic Bias</i>	93
24.					<i>Personal Bias Against Litigant or Attorney</i>	116
25.	Conflict of Interest	25	577	50	<i>Conflict of Interest (Including Refusal to Recuse)</i>	46
26.	Bribery/Corruption	51	894	77	<i>Acceptance of Bribe</i>	21
27.	Undue Decisional Delay	45	779	67	<i>Delayed Decision</i>	104
28.	Incompetence/Neglect	46	740	64	<i>Erroneous Decision</i>	338
29.					<i>Failure to Give Reasons for Decision</i>	18
30.	Other	225	2486	214	<i>Other Misconduct</i>	262
31.					<i>Improper Discussion with Party or Counsel</i>	29
32.					<i>Failure to Meet Financial Disclosure Requirements</i>	0
33.					<i>Improper Outside Income</i>	0
34.					<i>Partisan Political Activity or Statement</i>	3
35.					<i>Effort to Obtain Favor for Friend or Relative</i>	0
36.					<i>Solicitation of Funds for Organization</i>	1
37.					<i>Violation of Other Standards</i>	55
38.					<b>Actions Regarding the Complaints [cf. row 52 Left]</b>	
39.	<b>Complaints Concluded</b>	552	8529	735	<i>Concluded by Complainant of Subject Judge</i>	4
40.					<i>Complaint Withdrawn With Consent of Chief Judge</i>	4
41.					<i>Withdrawal of Petition for Review</i>	0
42.	<b>Action By Chief Judges</b>				<b>Actions by Chief Judge</b>	
43.					<i>Matters Returned from Judicial Council</i>	0
44.	Complaint Dismissed				<i>Complaint Dismissed in Whole or in Part</i>	199
45.	Not in Conformity With Statute	13	311	27	<i>Not Misconduct or Disability</i>	23
46.	Directly Related to Decision or Procedural Ruling	236	3476	300	<i>Merits Related</i>	167
47.	Frivolous	23	879	76	<i>Frivolous</i>	39
48.	<i>Lacked Factual Foundation<sup>7</sup></i>	4			<i>Allegations Lack Sufficient Evidence</i>	56
49.					<i>Allegations Incapable of Being Established</i>	0
50.	Appropriate Action Already Taken	3	40	3.4	[Cf. rows 56-58 Right.]	
51.	Action No Longer Needed Due to of Intervening Events	4	70	6		
52.	Complaint Withdrawn	5	60	5		
53.	Subtotal	288	4840	417	<i>Filed in the Wrong Circuit</i>	6

2.	<b>Entries in 1oct07-10may08 Report</b>	1oct07-10may08	1oct96-10may08	n/11.6 average	<b>Entries in 11may-30sep08 Report</b>	11may-30sep08
54.					<i>Otherwise Not Appropriate</i>	4
55.					<i>Complaint Concluded in Whole or on Part</i>	3
56.					<i>Informal Resolution Before Complaint Filed</i>	2
57.					<i>Voluntary Corrective Action Taken</i>	0
58.					<i>Intervening Events</i>	1
59.					<i>Complaint Referred to Special Committee</i>	2
60.					<b>Actions by Special Committees</b>	
61.					<i>Matter Returned From Judicial Council</i>	0
62.					<i>New Matter Referred to Chief Judge</i>	0
63.	<b>Action by Judicial Councils</b>				<b>Judicial Council Proceedings</b>	
64.	Directed Chief District Judge to Take Action (Magistrate Judges only)	0	1	.09	<i>Matter Returned from Judicial Conference</i>	0
65.	Certified Disability	0	0	0	<i>Complaint Transferred to/from Another Circuit</i>	0
66.	Requested Voluntary Retirement	0	0	0	<i>Special Committee Reports Submitted to Judicial Council</i>	0
67.	Ordered Temporary Suspension of Case Assignment	0	1	.09	<i>Received Petition for Review</i>	22
68.	Privately Censured	0	1	.09	<i>Action on Petition for Review Petition Denied</i>	77
69.	Publicly Censured	1	6	.05	<i>Matter Returned to Chief Judge</i>	0
70.	Ordered Other Appropriate Action	0	3	0.26	<i>Matter Returned to Chief Judge for Appointment of Special Committee</i>	0
71.	Dismissed the Complaint	263	3670	316	<i>Other</i>	0
72.	Withdrawn	0	7	0.6	<i>Received Special Committee Report</i>	0 <sup>9</sup>
73.	Referred Complaint to Judicial Conference	0	0	0		
74.	Subtotal	264	3689	318		
75.	<b>Complaints Pending on September 30, 2008</b>	272 <sup>10</sup>			<b>Complaints Pending on September 30, 2008<sup>11</sup></b>	465 <sup>12</sup>
76.	Complaints Pending on September 30, 1997-2008		2988	249		
77.	<b>Special Investigating Committee Appointed</b>	2	14	1.2	<i>Complaint Referred to Special Committee<sup>13</sup></i>	2 <sup>14</sup>
78.					<b>Action on Special Committee Report</b>	0 <sup>15</sup>
79.					<i>Complaint Dismissed</i>	16
80.					<i>Not Misconduct or Disability</i>	0
81.					<i>Merits Related</i>	0
82.					<i>Allegations Lack Sufficient Evidence</i>	0
83.					<i>Otherwise not Appropriate</i>	0

2.	<b>Entries in 1oct07-10may08 Report</b>	1oct07-10may08	1oct96-10may08	n/11.6 average	<b>Entries in 11may-30sep08 Report</b>	11may-30sep08
84.					<i>Corrective Action Taken or Intervening Events</i>	0
85.					<i>Referred Complaint to Judicial Conference</i>	0
86.					<i>Remedial Action Taken</i>	0
87.					<i>Censure or Reprimand</i>	0
88.					<i>Suspension of Assignments</i>	0
89.					<b>Action Against Magistrate Judge</b>	0
90.					<i>Removal of Bankruptc Judge</i>	0
91.					<i>Requesting of Voluntary Retirement</i>	0
92.					<i>Certifying Disability of Circuit or District Judge</i>	0
93.					<i>Additional Investigation Warranted</i>	0
94.					<i>Returned to Special Committee</i>	0
95.					<i>Retained by Judicial Council</i>	0
96.					<b>Action by Chief Justice</b>	
97.					<i>Transferred to Judicial Council</i>	1
98.					<i>Received From Judicial Council</i>	1

[Notes of the Administrative Office: \* and \*\* in the 1oct07-10may08 report; <sup>a</sup> in the one for 11may-30sep08; ‡in both.

\*Revised. \*\*Each complaint may involve multiple allegations against numerous judicial officers. Nature of allegations is counted when a complaint is concluded.

<sup>a</sup> Each complaint may involve multiple allegations. Nature of allegations is counted when a complaint is concluded.

‡ Note: Excludes complaints not accepted by the circuits because they duplicated previous filings or were otherwise invalid filings.<sup>17</sup>

<sup>1</sup> The figure of 99.82% of complaints dismissed without investigation has been calculated based on the official statistics referred to in endnote 4 infra: 16 special investigative committees appointed relative to 9,008 complaints concluded in 1oct96-30sep08: (14 + 2, row77) of ((8,529 complaints concluded in 1oct96-10may08, r39Left, + 272 assumed pending on 10may8, r75L (see endnote 9), + 672 filed in 11may-30sep08, r1R) - 465 pending on 30sep08, r75R). To the 9,008 complaints concluded must be added the unpublished number of all those concluded ab initio in defiance of the Act –endnote5- and thus arbitrarily, that according to the official note -endnote 17 and the corresponding text- were “not accepted by the circuits because they duplicated previous filings or were otherwise invalid filings”.

Therefore, however much refinement can be brought to bear on the calculation of the number of complaints dismissed without any investigation, for example, by eliminating the number of complaints withdrawn by complainants -5 in 1oct07-10may08, r52L, and 4 in 11may-sep08, r39R-, the figure of 99.82% of complaints so dismissed by the “circuits” -13 of them and most likely also the two national courts subject to the judicial misconduct act, see endnote 3- could only be higher.

<sup>2</sup> The 13 circuits comprise the 11 numbered circuits, the U.S. Circuit for the District of Columbia, and the Federal Circuit. The two national

---

courts are the U.S. Court of Federal Claims and the U.S. Court of International Trade.

<sup>3</sup> Judicial Conduct and Disability Act of 1980; [http://Judicial-Discipline-Reform.org/docs/28usc351\\_Conduct\\_complaints.pdf](http://Judicial-Discipline-Reform.org/docs/28usc351_Conduct_complaints.pdf).

<sup>4</sup> <http://www.uscourts.gov/judbususc/judbus.html>; collected at [http://Judicial-Discipline-Reform.org/statistics&tables/judicial\\_misconduct.pdf](http://Judicial-Discipline-Reform.org/statistics&tables/judicial_misconduct.pdf)

<sup>5</sup> Rules for Processing Judicial Conduct and Disability Proceedings, [http://www.uscourts.gov/library/judicialmisconduct/jud\\_conduct\\_and\\_disability\\_308\\_app\\_B\\_rev.pdf](http://www.uscourts.gov/library/judicialmisconduct/jud_conduct_and_disability_308_app_B_rev.pdf); with useful bookmarks at [http://Judicial-Discipline-Reform.org/docs/Rules\\_complaints.pdf](http://Judicial-Discipline-Reform.org/docs/Rules_complaints.pdf)

<sup>6</sup> Bold emphasis added to headings.

<sup>7</sup> Text in italics appears for the first time in the 1oct07-10may08 or 11may-30sep08 reports.

<sup>8</sup> Some entries under this heading have been moved for ease of comparison with entries on the left.

<sup>9</sup> Although under 28 U.S.C. §353(c), a special committee “shall expeditiously file a comprehensive written report...with the judicial council”, none did; r77,72R

<sup>10</sup> So in the original. Most likely it means that there were pending 272 complaints on May 10, 2008, and 465 the following September 30, which is how the 2008 Annual Report of the Director of the Administrative Office of the U.S. Courts refers to these figures; <http://www.uscourts.gov/judbus2008/JudicialBusinesspdfversion.pdf> >36.

<sup>11</sup> Entry from r1R repeated for ease of comparison with the one on the left.

<sup>12</sup> See endnote 10 supra.

<sup>13</sup> Entry moved or repeated for ease of comparison with the one on the left.

<sup>14</sup> See endnote 9 supra.

<sup>15</sup> So in original. Most likely there should be no value next to the heading and the zero should qualify the “Complaint Dismissed” entry.

<sup>16</sup> Id.

<sup>17</sup> Neither the clerk of circuit court, nor the chief judge, nor the “circuits” are authorized to refuse filing a complaint or hold a filing “invalid” a priori. Under 28 U.S.C. §351(a), “any person...may file with the clerk of the court...a written complaint containing a brief statement of the facts constituting such [mis]conduct”. Moreover, §351(c) provides that “[u]pon receipt of a complaint filed under subsection (a), the clerk **shall promptly** transmit the complaint to the chief judge of the circuit...The clerk **shall** simultaneously transmit a copy of the complaint to the judge whose conduct is the subject of the complaint.” Similarly, under §352(a), “The chief judge **shall expeditiously** review any complaint...In determining what action to take, the chief judge may conduct a limited inquiry...”. The “circuits” as such are given no role under the Act. Their judicial councils are entitled under §352(c) et seq. only to adjudicate petitions for review of a final order of the chief judge; they have no role in the filing of complaints. Moreover, Rule 8(c) –endnote 5 supra- only authorizes the clerk not to accept “a complaint about a person not holding a [covered judicial] office”. Neither the Act nor the Rules allow him to determine that a complaint is both a “duplicate” and as such unfileable because it contains no new element of fact or law. Is the clerk supposed to read every new complaint and compare it with all others filed that month, that year, or ever to ensure that it is not a duplicate? Does he defeat the promptness requirement and the purpose of Rule 6(e) by opening the “unmarked envelope” and, if he sees the name of a judge that is the subject of another complaint, assume that the complaint is the same in every respect and thus, a duplicate? (Emphasis added.)

[http://Judicial-Discipline-Reform.org/statistics&tables/judicial\\_misconduct\\_complaints.pdf](http://Judicial-Discipline-Reform.org/statistics&tables/judicial_misconduct_complaints.pdf)

## Judges' Systematic Dismissal Without Investigation of 99.82% of Complaints Against Them

Table S-22 [previously S-23 & S-24]. Report of Complaints Filed and Action Taken Under 28 U.S.C. §351 for the 12-mth. Period Ended 30sep97-07 & 10may08. <http://www.uscourts.gov/judbususc/judbus.html>; collected at [http://Judicial-Discipline-Reform.org/statistics&tables/judicial\\_misconduct.pdf](http://Judicial-Discipline-Reform.org/statistics&tables/judicial_misconduct.pdf)<sup>1</sup>

<b>Complaints filed in the 13 Cir. and 2 Nat. Courts</b>	'96-97	'97-98	'98-99	'99-00	'00-01	'01-02	'02-03	'03-04	'04-05	'05-06	'06-07	'07-5/8	'96-5/8	n/11.6
<b>Complaints Pending on each Sep. 30 of 1996-2008*</b>	109	214	228	181	150	262	141	249	212	210	241	333	2530	218
<b>Complaints Filed</b>	679	1,051	781	696	766	657	835	712	642	643	841	491	8794	758
Complaint Type														
Written by Complainant	678	1,049	781	695	766	656	835	712	642	555	841	491	8701	750
On Order of Chief Judges	1	2	0	1	0	1	0	0	0	88	0	0	93	8
Officials Complained About**														
Judges														
Circuit	461	443	174	191	273	353	204	240	177	141	226	112	2995	258
District	497	758	598	522	563	548	719	539	456	505	792	344	6841	589
National Courts	0	1	1	1	3	5	1	0	0	3	4	0	19	1.6
Bankruptcy Judges	31	28	30	26	34	57	38	28	31	33	46	24	406	35
Magistrate Judges	138	215	229	135	143	152	257	149	135	159	197	105	2014	174
Nature of Allegations**														
Mental Disability	11	92	69	26	29	33	26	34	22	30	20	16	408	35
Physical Disability	4	7	6	12	1	6	7	6	9	3	1	4	66	5.7
Demeanor	11	19	34	13	31	17	21	34	20	35	22	5	262	23
Abuse of Judicial Power	179	511	254	272	200	327	239	251	206	234	261	242	3176	274
Prejudice/Bias	193	647	360	257	266	314	263	334	275	295	298	232	3734	322
Conflict of Interest	12	141	29	48	38	46	33	67	49	43	46	25	577	50
Bribery/Corruption	28	166	104	83	61	63	87	93	51	40	67	51	894	77
Undue Decisional Delay	44	50	80	75	60	75	81	70	65	53	81	45	779	67
Incompetence/Neglect	30	99	108	61	50	45	47	106	52	37	59	46	740	64
Other	161	193	288	188	186	129	131	224	260	200	301	225	2486	214
<b>Complaints Concluded</b>	482	1,002	826	715	668	780	682	784	667	619	752	552	8529	735
<b>Action By Chief Judges</b>														
Complaint Dismissed														
Not in Conformity With Statute	29	43	27	29	13	27	39	27	21	25	18	13	311	27
Directly Related to Decision or Procedural Ruling	215	532	300	264	235	249	230	295	319	283	318	236	3476	300
Frivolous	19	159	66	50	103	110	77	112	41	63	56	23	879	76
Appropriate Action Already Taken	2	2	1	6	4	3	3	3	5	5	3	3	40	3.4
Action No Longer Needed Due to Intervening Events	0	1	10	7	5	6	8	9	8	6	6	4	70	6
Complaint Withdrawn	5	5	2	3	3	8	8	3	6	9	3	5	60	5
Subtotal	270	742	406	359	363	403	365	449	400	391	404	288	4840	417
<b>Action by Judicial Councils</b>														
Directed Chief Dis. J. to Take Action (Magistrates only)	0	0	0	0	0	0	0	0	0	1	0	0	1	.09
Certified Disability	0	0	0	0	0	0	0	0	0	0	0	0	0	0
Requested Voluntary Retirement	0	0	0	0	0	0	0	0	0	0	0	0	0	0
Ordered Temporary Suspension of Case Assignments	0	1	0	0	0	0	0	0	0	0	0	0	1	.09
Privately Censured	0	0	0	0	1	0	0	0	0	0	0	0	1	.09
Publicly Censured	0	1	0	2	0	2	0	0	0	0	0	1	6	0.5
Ordered Other Appropriate Action	0	0	0	0	0	0	1	0	0	0	2	0	3	0.26
Dismissed the Complaint	212	258	416	354	303	375	316	335	267	227	344	263	3670	316
Withdrawn	n/a	n/a	4	0	1	0	0	0	0	0	2	0	7	0.6
Referred Complaint to Judicial Conference	0	0	0	0	0	0	0	0	0	0	0	0	0	0
Subtotal	212	260	420	356	305	377	317	335	267	228	348	264	3689	318
Special Investigating Committees Appointed	n/a	n/a	n/a	n/a	n/a	n/a	n/a	n/a	n/a	7	5	2	14	1.2
<b>Complaints Pending on each September 30 of 1997-08</b>	306	263	183	162	248	139	294	177	187	234	330	272	2795	241

\*Revised. \*\*Each complaint may involve multiple allegations against numerous judicial officers. Nature of allegations is counted when a complaint is concluded.

<sup>1</sup>With statistics from 11may-30sep08; cf. [http://Judicial-Discipline-Reform.org/JNinfo/25Committee/2DrCordero-petition\\_25feb9.pdf](http://Judicial-Discipline-Reform.org/JNinfo/25Committee/2DrCordero-petition_25feb9.pdf)



**2<sup>nd</sup> Circuit Judicial Council & J. Sotomayor's Denial of 100% of Petitions for Review of Systematically Dismissed Misconduct Complaints Against Their Peers & 0 Judge Disciplined in the Reported 12 Years<sup>1</sup>**

Table S-22 [previously S-23 & S-24]. Report of Complaints Filed and Action Taken Under 28 U.S.C. §351 for the 12-mth. Period Ended 30sep97-07 & 10may08  
<http://www.uscourts.gov/judbususc/judbus.html>; collected at [http://Judicial-Discipline-Reform.org/statistics&tables/judicial\\_misconduct.pdf](http://Judicial-Discipline-Reform.org/statistics&tables/judicial_misconduct.pdf)

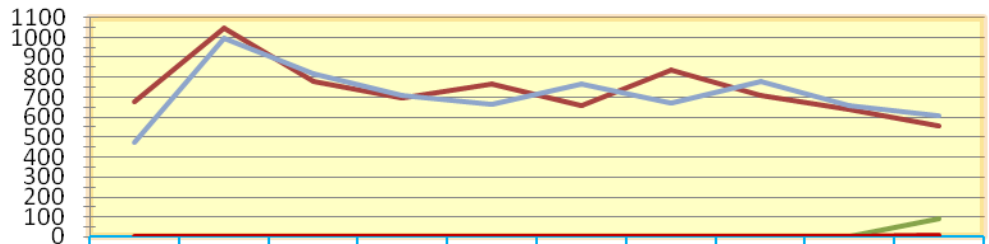
<b>Data of Judicial Council 2<sup>nd</sup> Cir. for AO; 28 U.S.C. §332(g)</b>	96-97	97-98	98-99	99-00	00-01	01-02	02-03	03-04	04-05	05-06	06-07	07-5/8	96-5/8	Avg.
<b>Complaints Pending on each September 30 of 1996-2008*</b>	5	10	23	65	33	60	29	34	57	31	28	13	388	32
<b>Complaints Filed</b>	40	73	99	59	102	62	69	23	36	14	22	4	603	50
<b>Complaint Type</b>														
Written by Complainant	40	73	99	59	102	62	69	23	36	0	22	4	589	49
On Order of Chief Judges	0	0	0	0	0	0	0	0	0	14	0	0	14	1.8
<b>Officials Complained About**</b>														
<b>Judges</b>														
Circuit	3	14	23	9	31	10	8	4	7	0	6	1	116	9.7
District	27	56	63	41	52	41	49	15	23	10	12	3	392	33
National Courts	0	0	0	0	0	0	0	0	0	0	0	0	0	0
Bankruptcy Judges	2	1	2	2	2	1	1	1	0	0	0	0	12	1
Magistrate Judges	8	8	11	7	17	10	11	3	6	4	4	0	89	7.5
<b>Nature of Allegations**</b>														
Mental Disability	1	9	26	2	5	4	6	3	3	1	1	1	62	5.2
Physical Disability	0	1	2	1	0	0	1	2	0	0	0	1	8	.7
Demeanor	2	2	2	3	14	3	4	6	0	0	0	0	36	3
Abuse of Judicial Power	25	30	7	29	28	57	20	6	3	0	1	1	207	17
Prejudice/Bias	32	36	34	28	24	40	20	35	43	28	30	5	355	30
Conflict of Interest	0	0	5	11	10	18	3	4	5	1	1	0	58	4.8
Bribery/Corruption	0	0	10	21	2	15	4	5	2	2	1	1	63	5.2
Undue Decisional Delay	0	4	0	11	6	15	9	5	8	2	3	3	66	5.5
Incompetence/Neglect	4	1	3	1	5	2	3	3	4	0	3	2	31	2.6
Other	0	11	3	5	0	0	4	33	80	38	47	14	235	20
<b>Complaints Concluded</b>	33	56	57	80	75	93	42	51	91	45	50	17	690	57
<b>Action By Chief Judges</b>														
Complaint Dismissed														
Not in Conformity With Statute	3	4	0	0	4	1	1	6	5	8	1	2	35	2.9
Directly Related to Decision or Procedural Ruling	12	19	19	29	17	23	14	18	46	15	10	9	231	19
Frivolous	0	1	19	0	13	9	7	3	1	3	2	1	59	4.9
Appropriate Action Already Taken	0	0	0	0	0	0	0	1	0	1	0	0	2	0.2
Action No Longer Needed Due to of Intervening Events	0	0	3	1	0	2	0	0	0	1	0	0	7	0.6
Complaint Withdrawn	0	0	0	0	0	2	0	1	2	0	0	0	5	0.4
Subtotal	15	24	41	30	34	37	22	29	54	28	13	12	339	28
<b>Action by Judicial Councils</b>														
Directed Chief Dis. J. to Take Action (Magistrates only)	0	0	0	0	0	0	0	0	0	0	0	0	0	0
Certified Disability	0	0	0	0	0	0	0	0	0	0	0	0	0	0
Requested Voluntary Retirement	0	0	0	0	0	0	0	0	0	0	0	0	0	0
Ordered Temporary Suspension of Case Assignments	0	0	0	0	0	0	0	0	0	0	0	0	0	0
Privately Censured	0	0	0	0	0	0	0	0	0	0	0	0	0	0
Publicly Censured	0	0	0	0	0	0	0	0	0	0	0	0	0	0
Ordered Other Appropriate Action	0	0	0	0	0	0	0	0	0	0	0	0	0	0
Dismissed the Complaint	18	32	16	50	40	56	20	22	37	17	37	6	351	29
Withdrawn	n/a	n/a	0	0	1	0	0	0	0	0	0	0	1	.08
Referred Complaint to Judicial Conference	0	0	0	0	0	0	n/a	0	0	n/a	0	0	0	0
Subtotal	18	32	16	50	41	56	20	22	37	17	37	6	352	29
Special Investigating Committees Appointed	n/a	n/a	n/a	n/a	n/a	n/a	n/a	n/a	n/a	1	1	0	2	.17
<b>Complaints Pending on each 30sep of 1997-2008</b>	12	27	65	44	60	29	56	6	2	0	0	0	301	25

\*Revised. \*\*Each complaint may involve multiple allegations against numerous judicial officers. Nature of allegations is counted when a complaint is concluded.

<sup>1</sup> Cf.: [http://Judicial-Discipline-Reform.org/SCT\\_nominee/Senate/26evidence/1DrCordero-Senate.pdf](http://Judicial-Discipline-Reform.org/SCT_nominee/Senate/26evidence/1DrCordero-Senate.pdf)

## Number of Complaints Filed by Complainants and Systematically Dismissed by Chief Judges and Judicial Councils Between '97 and '06


Number of complaints:



	97	98	99	00	01	02	03	04	05	06
— filed by complainants	678	1,049	781	695	766	656	835	712	642	555
— filed by chief judges	1	2	0	1	0	1	0	0	0	88
— dismissed by chief judges & judicial councils	477	995	820	710	663	770	673	781	661	609
— referred to Judicial Conference	0	0	0	0	0	0	0	0	0	0
— special investigating committees appointed[†]	0	0	0	0	0	0	0	0	0	7

## Judicial Councils' Action Against Complained-about Judges From 1997-2006

Number of complaints



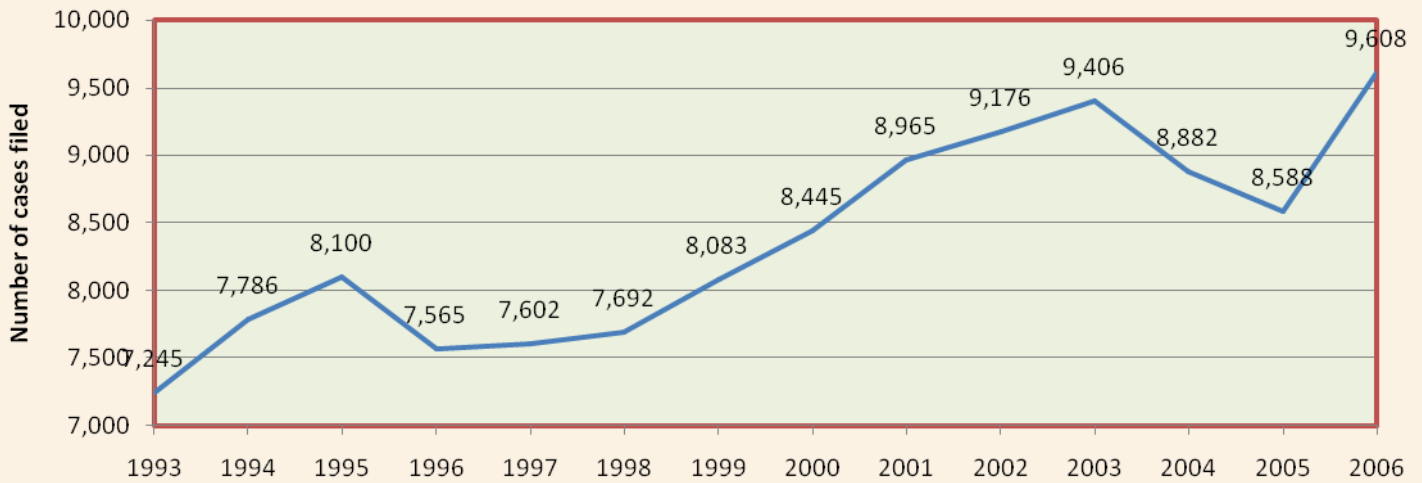
	97	98	99	00	01	02	03	04	05	06
— filed by chief judges	1	2	0	1	0	1	0	0	0	88
— directed chief district judge to take action (magistrate judges only)	0	0	0	0	0	0	0	0	0	1
— certified disability	0	0	0	0	0	0	0	0	0	0
— requested voluntary retirement	0	0	0	0	0	0	0	0	0	0
— ordered temporary suspension of case assignment	0	1	0	0	0	0	0	0	0	0
— privately censured	0	0	0	0	1	0	0	0	0	0
— publicly censured	0	1	0	2	0	2	0	0	0	0
— ordered other appropriate action	0	0	0	0	0	0	1	0	0	0
— referred complaint to Judicial Conference	0	0	0	0	0	0	0	0	0	0
— special investigating committees appointed[†]	0	0	0	0	0	0	0	0	0	7

Source: Tables of the Adm. Off. of the U.S. Courts; collected in [http://Judicial-Discipline-Reform.org/judicial\\_complaints/DrCordero\\_revised\\_rules.pdf](http://Judicial-Discipline-Reform.org/judicial_complaints/DrCordero_revised_rules.pdf)

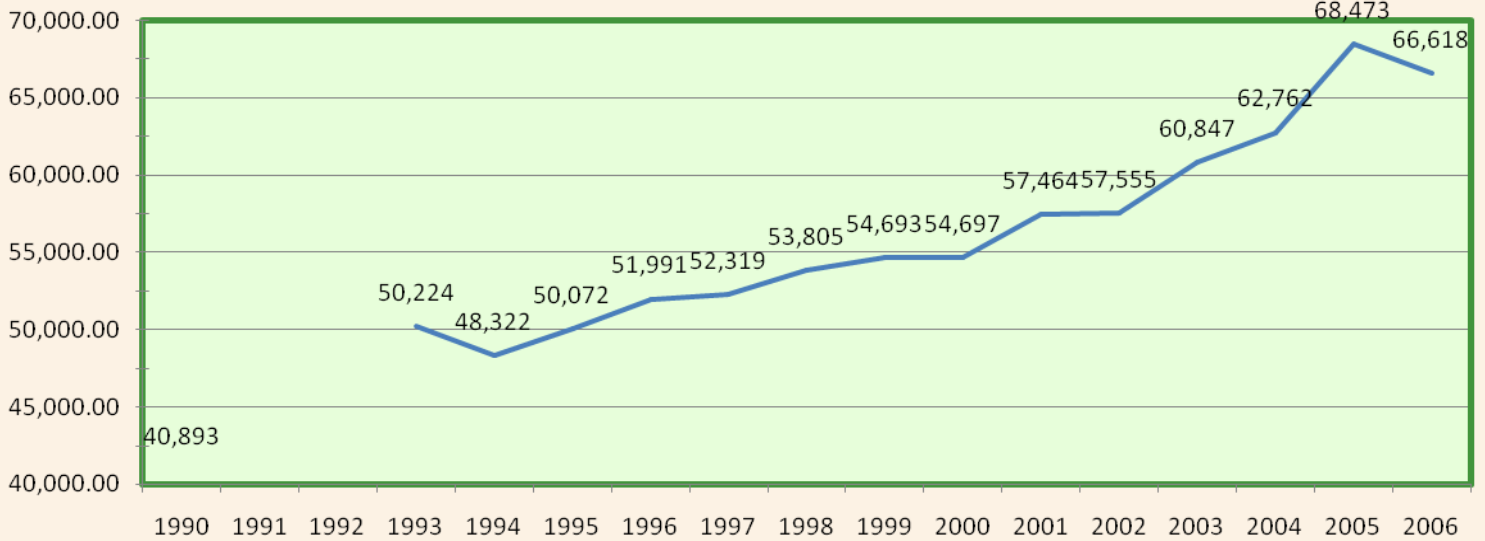
Graphs prepared by [Dr.Richard.Cordero.Esq@gmail.com](mailto:Dr.Richard.Cordero.Esq@gmail.com)



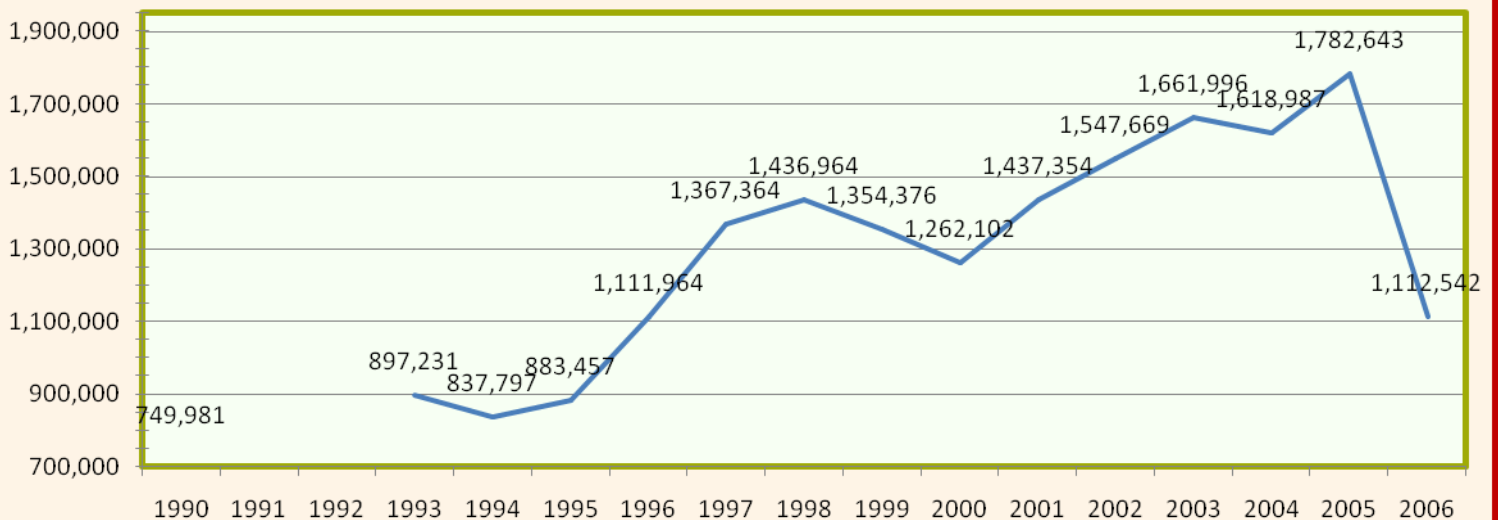
**Cases Filed in the Supreme Court Between 93-06 showing a 33% increase**



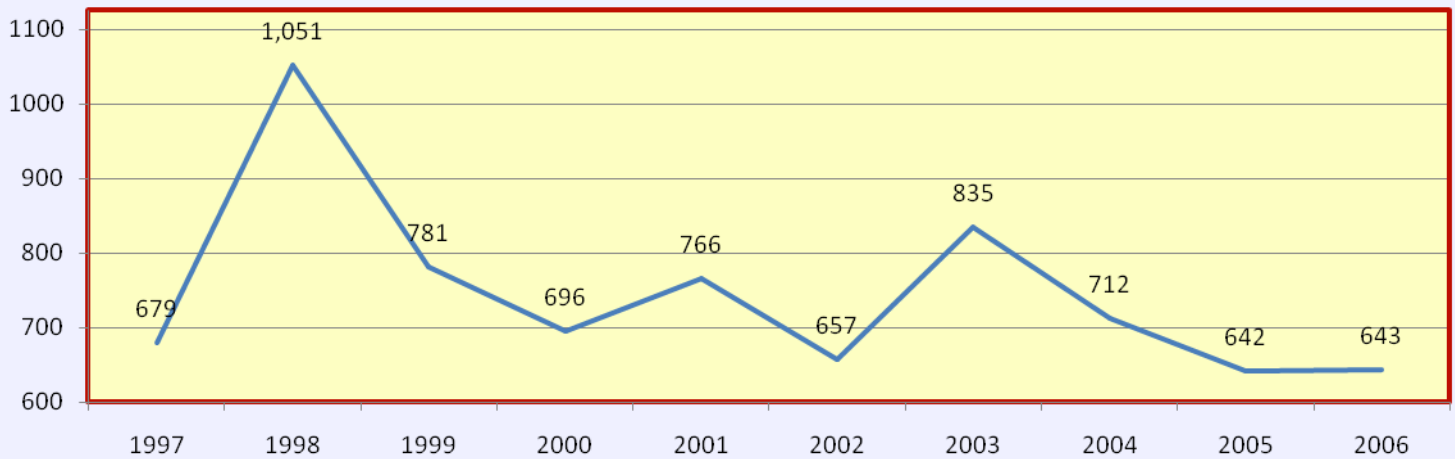
**Cases Filed in the Court of Appeals Between 90-06 Showing a 63% Increase**



**Cases Filed in Bankruptcy Courts Between 90-06 Showing a 138% Increase at Peak**



## Complaints Filed Between 97-06 Showing a *Decrease of 5%*



[Footnotes in the originals]

NOTE: EXCLUDES COMPLAINTS NOT ACCEPTED BY THE CIRCUITS BECAUSE THEY DUPLICATED PREVIOUS FILINGS OR WERE OTHERWISE INVALID FILINGS.

\* REVISED. [regarding complaints pending]

\*\* EACH COMPLAINT MAY INVOLVE MULTIPLE ALLEGATIONS AGAINST NUMEROUS JUDGES. NATURE OF ALLEGATIONS IS COUNTED WHEN A COMPLAINT IS CONCLUDED.

Source: For Tables 1, 2, and 6, Judicial Business of U.S. Courts, 1997-2006 Annual Reports of the Director, Administrative Office of the United States Courts.

For Tables 3, 4, 5, 2005-2006 Judicial Facts and Figures, Administrative Office of the U.S. Courts.

The original Tables are collected and reproduced in [http://Judicial-Discipline-Reform.org/judicial\\_complaints/DrCordero\\_revised\\_rules.pdf](http://Judicial-Discipline-Reform.org/judicial_complaints/DrCordero_revised_rules.pdf), wherein they are accompanied by links to the originals.

Tables 1, 2, and 6, supra, report on complaints filed and processed in the Federal Circuit, the District of Columbia, the 1st-11th circuits, the U.S. Claims Court, and the Court of International Trade. (Cf. 28 U.S.C. §§351(d)(1) and 363)

†The category “Special Investigating Committees Appointed” first appears in the 2006 Table.

The number of cases in Tables 3-5 do not even include cases filed with Article I courts, which are part of the Executive, not the Judicial, Branch, such as the U.S. Tax Court, established in 1969 (after it was created as the Board of Tax Appeals in 1924 and its name was first changed to Tax Court of the U.S. in 1942). Another such court is the U.S. Claims Court, established as an Article I court in 1982, and renamed U.S. Court of Federal Claims in 1992. Likewise, the U.S. Court of Veterans' Appeals was established as an Article I court in 1989 and then renamed the Court of Appeals for Veterans Claims in 1998.

They too support the conclusion to be drawn from these statistics: The significant increase in cases filed with these courts every year attests to the litigiousness of the American society. They belie the judges' report that in the '97-'06 decade Americans have filed a steady number of complaints against them hovering around the average (after eliminating the outlier) of only 712 complaints. The explanation lies in the first footnote in the originals, above: Judges have arbitrarily excluded an undetermined number of complaints. The fact that they have manipulated these statistics is also revealed by the first table above: After 9 years during which the judges filed less than one complaint a year, they jumped to 88 in 2006...and that same year it just so happened that complainants filed the lowest number of complaints ever, 555! *Implausible!* Yet, the judges did not discipline a single peer, just one magistrate.

**A Lead for Fraud Investigators & Investigative Journalists  
to investigate coordinated judicial wrongdoing  
supported or tolerated by the judges in the federal courts and  
by the policy-making judges of the Judicial Conference of the U.S.**  
([http://Judicial-Discipline-Reform.org/DeLano\\_case/to\\_editors\\_18may8.pdf](http://Judicial-Discipline-Reform.org/DeLano_case/to_editors_18may8.pdf))

The Judicial Conference is the highest policy-making body of the Federal Judiciary. Its presiding officer is the Chief Justice of the Supreme Court and its other members are the chief judges of the 13 federal judicial circuits and a national court together with 12 representative district judges. The chief judges and their peers in their respective judicial councils apply the rules for processing misconduct and disability complaints filed by any person against a federal judge under the [Judicial Conduct and Disability Act of 1980](#), which established the system of judicial self-discipline. The judges are bound by law to collect the statistics on their processing of those complaints. The latter can be very serious, for the judges themselves classify them under categories such as conflict of interests, abuse of judicial power, prejudice, bias, bribery, corruption, incompetence, neglect, undue decisional delay, and physical or mental disability that prevents the performance of the duties of the judgeship. They discuss their data in the meetings of their councils just as the [Conference members](#) do in their meetings behind closed doors twice a year.

The coordinated wrongdoing among judges that their peers have supported by applying the rules so as to cover up their misconduct and disability and that the Conference has tolerated in their secretive policy-making meetings is an investigative journalism story that would grip your audience, for its exposure would outrage everybody and shake the Judiciary to its foundation.

Indeed, last April 10, the [revised rules](#) entered into force that the Conference adopted to replace the current ones. Since the rules only implement the Act, which did not change, the substance of the [revised rules did not change](#), only some wording did. Moreover, the judges removed even the provision of the Conference Committee of drafters that timidly provided some means to make the judges account for their complaint processing by requiring that they submit a copy of each to the Committee. Hence, they know that by content and practice, their application of the revised rules will have the same result as they know [their own statistics](#) show they did in the 10-year period 1997-2006: Although 7,462 complaints were filed, the judges investigated only 7 and disciplined only 9 of their peers. This means that they [systematically dismissed 99.88%](#) of all complaints against them with no investigation regardless of the seriousness of their allegations!

By so doing, the judges have self-exempted from the consequences of their misconduct or disability, thus abusing the system of judicial self-discipline. For their benefit, they have made it riskless for themselves to wield with [disregard for the law and the facts](#) their decision-making power over people's property, liberty, and even life. They have turned such far-reaching power subject to no disciplinary control into absolute power. That is the kind of power that corrupts absolutely. They know that if they only cover for each other so as to make it appear that they satisfy the Constitutional requirement of "good Behaviour", they can exercise their power for life. This explains how although over 10,000 federal judges have taken the bench in the 219 years since the creation of the Federal Judiciary in 1789, the number of those that have been impeached and removed from office is 7!<sup>1</sup> Power that is unaccountable becomes irresponsible. The judges have abused theirs to make themselves in practice "[Unpunishable Judges Above Law](#)".

The Supreme Court [justices](#), each of whom is allotted to one or more of the circuits, just as the chief circuit judges and the other judges in the Conference and the judicial councils, not to mention those who count on them for their impunity, have known for decades that judges' absolute judicial power and their means to [cover for each other](#) have led to coordinated wrongdoing among themselves and between them and court staff, lawyers, sponsors of all-paid judicial junkets, powerful litigants, etc. Nevertheless, they have tolerated or supported it.

Your audience would want to know this story, for how much would they trust judges who abuse the law and ignore the facts of their peers' conduct and engage in wrongdoing of their own knowing that if they are ever the subject of a complaint their peers will simply dismiss it thanks to their [explicit or implicit reciprocal protection coordination](#)? That story would attract also the public at large because everybody is affected by federal judges' decisions. Just think of those concerning abortion, warrantless wiretapping, fraud on investors, and expropriation for public use. Would the public trust judges who show such contempt for the law to render decisions in those and any other matters according to the rule of law rather than in their personal or class interest?

Your investigative journalism can expose the judges' coordinated wrongdoing, not for a scoop, but for a long series of pieces and a loyal and growing audience avidly trying to find out not only how it is harmed by those judges, but also how the nation fares after your exposure. This is a reasonable expectation because your exposé would give rise to a Constitutional crisis far graver than that triggered by the unmasking of the burglary in the Watergate complex as political espionage. At the time, President Nixon and his White House Aides could only further pursue their corrupt activity for the remainder of their second term of four years.

By contrast, federal judges are life-tenured and can only be removed by Congress. That is the institution that Speaker Pelosi described as “dominated by the culture of corruption”. Would members of Congress dare discipline those whose colleagues and friends may one day judge them? By the same token, Congress could hardly resist media and public clamor to adopt fundamental changes in both the judges' scope of power and the control of their exercise of it.

There are rewards for those instrumental in both exposing coordinated wrongdoing as part of the federal judiciary's *modus operandi* and triggering the process of its elimination, whether through legislation or the resignation of a [circuit court](#) or the [Supreme Court](#) itself –just as President Nixon had to do under intense media scrutiny. They range from 15 minutes of fame, a Pulitzer Prize, a movie deal, or the historic distinction of being recognized by a grateful nation as our generation's Carl Bernstein and Bob Woodward of Watergate fame.

The stakes for your audience and yourself, particularly in a presidential election year, warrant your pursuit of this story of coordinated judicial wrongdoing. You can focus it on a single, concrete case, [DeLano](#), whose salient facts, summarized in the attachment, reveal [a bankruptcy fraud scheme](#). The debtor in *DeLano* is a 39-year veteran of the banking industry who got his [debts](#) discharged in bankruptcy as his co-schemers' present in view of his retirement while he was still an officer in M&T Bank's bankruptcy department! If as a result of your exposé Mr. DeLano were indicted for [concealment of assets](#) and chose to plea bargain, he could incriminate co-scheming trustees, lawyers, and judges, who would in turn incriminate their superiors. To that end, you can undertake a [Follow the Money!](#) investigation, to which I can contribute the wealth of evidence that I have gathered through my research and described in my writings. Your exposé could become the equivalent of Emile Zola's *I Accuse*, and earn you another reward: that of becoming known as the journalist who set in motion a process to bring the Judiciary closer to the lofty goal of dispensing “Equal Justice Under Law”. Thus, I look forward to hearing from you.

**The Salient Facts of The *DeLano* Case**

(as of 4aug10)

revealing the involvement of bankruptcy &amp; legal system insiders in a bankruptcy fraud scheme

with links to [references](#) at [Judicial-Discipline-Reform.org/Follow\\_money/DeLano\\_docs.pdf](http://Judicial-Discipline-Reform.org/Follow_money/DeLano_docs.pdf)

*DeLano* is a federal bankruptcy case. Part of a case cluster, it reveals fraud that is so egregious as to betray overconfidence born of a long standing practice<sup>1</sup>: Coordinated wrongdoing evolved into a bankruptcy fraud scheme.<sup>2</sup> It was commenced by the DeLano couple filing a bankruptcy petition with Schedules A-J and a Statement of Financial Affairs on January 27, 2004. (04-20280, WBNY<sup>3</sup>) Mr. DeLano, however, was a most unlikely bankruptcy candidate. At filing time he was a 39-year veteran of the banking and financing industry and continued to be employed by M&T Bank precisely as a bankruptcy officer. He and his wife, a Xerox technician, were not even insolvent, for they declared \$263,456 in assets v. \$185,462 in liabilities (*D:29*); and also:

1. that they had in cash and on account only \$535 (*D:31*), although they also declared that their monthly excess income was \$1,940 (*D:45*); and in the FA Statement (*D:47*) and their 1040 IRS forms (*D:186*) that they had earned \$291,470 in just the three years prior to their filing;
2. that their only real property was their home (*D:30*), bought in 1975 (*D:342*) and appraised in November 2003 at \$98,500<sup>4</sup>, as to which their mortgage was still \$77,084 and their equity only \$21,416 (*D:30*)...after making mortgage payments for 30 years! and receiving during that period at least \$382,187 through a string of eight mortgages<sup>5</sup>. (*D:341*) Mind-boggling!
3. that they owed \$98,092 –spread thinly over 18 credit cards (*D:38*)- while they valued their household goods at only \$2,810 (*D:31*), less than 1% of their earnings in the previous three years. Even couples in urban ghettos end up with goods in their homes of greater value after having accumulated them over their working lives of more than 30 years.
4. Theirs is one of the trustee's 3,907 *open* cases and their lawyer's 525 before the same judge.

These facts show that this was a scheming bankruptcy system insider offloading 78% of his and his wife's debts (*D:59*) in preparation for traveling light into a golden retirement. They felt confident that they could make such incongruous, implausible, and suspicious declarations in the petition and that neither the co-schemers would discharge their duty nor the creditors exercise their right to require that bankrupts prove their petition's good faith by providing supporting documents. Moreover, they had spread their debts thinly enough among their 20 institutional creditors (*D:38*) to ensure that the latter would find a write-off more cost-effective than litigation to challenge their petition. So they assumed that the sole individual creditor, who in addition lives hundreds of miles from the court, would not be able to afford to challenge their good faith either. But he did after analyzing their petition, filed by them under penalty of perjury, and showing that the DeLano 'bankrupts' had committed bankruptcy fraud through concealment of assets.

The Creditor requested that the DeLanos produce documents<sup>6</sup> as reasonably required from any bankrupt as their bank account statements. Yet the trustee, whose role is to protect the creditors, tried to prevent the Creditor from even meeting with the DeLanos. After the latter denied *every single document* requested by the Creditor, he moved for production orders. Despite his discovery rights and their duty to determine whether bankrupts have concealed assets, the *bankruptcy* and *district judges* denied him *every single document*. So did the *circuit judges*, even *then CA2 Judge Sotomayor*, the presiding judge, who also needed the documents to find the facts to which to apply the law. They denied him and themselves due process of law. To eliminate him, *they* disallowed his claim in a *sham evidentiary hearing*. Revealing how incriminating the documents are, to oppose their production the DeLanos, with the trustee's recommendation and the bankruptcy judge's approval, were allowed to pay their lawyers \$27,953 in legal fees<sup>7</sup>...though they had declared that they had only \$535. To date \$673,657<sup>8</sup> is still unaccounted for. Where did it go<sup>9</sup>? How many of the trustee's 3,907 cases have unaccounted for assets? For whose benefit?<sup>2</sup>

<sup>1</sup> [http://Judicial-Discipline-Reform.org/Follow\\_money/DeLano\\_docs.pdf](http://Judicial-Discipline-Reform.org/Follow_money/DeLano_docs.pdf) >§XIII ²§III ³§V. ⁴§X ⁵§§I.B & VIII ⁶Cf. §XII ⁷§XI ⁸§I.B ⁹§II



# Dr. Richard Cordero, Esq.

Ph.D., University of Cambridge, England  
 M.B.A., University of Michigan Business School  
 D.E.A., La Sorbonne, Paris

59 Crescent Street, Brooklyn, NY 11208  
[Dr.Richard.Cordero.Esq@gmail.com](mailto:Dr.Richard.Cordero.Esq@gmail.com)  
 tel. (718) 827-9521

<http://Judicial-Discipline-Reform.org>

## Summary of the DeLanos' income of \$291,470 + mortgage receipts of \$382,187 = \$673,657 and credit card borrowing of \$98,092

**unaccounted for and inconsistent with their declaration in Schedule B  
 of their voluntary bankruptcy petition (D:23)<sup>1</sup> that at the time of its filing  
 on January 27, 2004, they had in hand and on account only \$535!**

Exhibit page #	Mortgages <sup>2</sup> referred to in the incomplete documents produced by the DeLanos <sup>a</sup> to Chapter 13 Trustee George Reiber (cf.Add:966§B)	Mortgages or loans	
		year	amount
D <sup>b</sup> :342	1) from Columbia Banking, S&L Association	16jul75	\$26,000
D:343	2) another from Columbia Banking, S&L Asso.	30nov77	7,467
D:346	3) still another from Columbia Banking, S&L Asso.	29mar88	59,000
D:176/9	4) owed to Manufacturers & Traders Trust=M&T Bank	March 88	59,000
D:176/10	5) took an overdraft from ONONDAGA Bank	March 88	59,000
D:348	6) another mortgage from Central Trust Company	13sep90	29,800
D:349	7) even another one from M&T Bank	13dec93	46,920
D:350-54	8) yet another from Lyndon Guaranty Bank of NY	23dec99	95,000
	9) any other not yet disclosed?	<b>Subtotal</b>	\$382,187
<b>The DeLanos' earnings in just the three years preceding their voluntary bankruptcy petition (04-20280, WBNY; D:23)</b>			
2001	1040 IRS form (D:186)	\$91,229	\$91,229
2002	1040 IRS form (D:187) Statement of Financial Affairs (D:47)	\$91,859	91,655
2003	1040 IRS form (D:188) Statement of Financial Affairs (D:47)	+97,648	+108,586
to this must be added the receipts contained in the \$98,092 owed on 18 credit cards, as declared in Schedule F (D:38) <sup>c</sup>		\$280,736 <sup>d</sup>	\$291,470 <sup>d</sup>
		<b>TOTAL</b>	<b>\$673,657</b>

<sup>a</sup> The DeLanos claimed in their petition, filed just three years before traveling light of debt to their golden retirement, that their home was their only real property, appraised at \$98,500 on 23nov3, as to which their mortgage was still \$77,084 and their equity only \$21,416 (D:30/Sch.A) ...after paying it for 30 years! and having received \$382,187 during that period through eight mortgages! *Mind-boggling!* They sold it for \$135K<sup>3</sup> on 23apr7, a 37% gain in merely 3½ years.

<sup>b</sup> D=Designated items in the record of [Cordero v. DeLano, 05-6190L, WDNY](#), of April 18, 2005.

<sup>c</sup> The DeLanos declared that their credit card debt on 18 cards totals \$98,092 (D:38/Sch.F), while they set the value of their household goods at only \$2,810! (D:31/Sch.B) *Implausible!* Couples in the Third World end up with household possessions of greater value after having accumulated them in their homes over their working lives of more than 30 years.

<sup>d</sup> Why do these numbers not match?

<sup>1</sup> [http://Judicial-Discipline-Reform.org/Follow\\_money/DeLano\\_docs.pdf](http://Judicial-Discipline-Reform.org/Follow_money/DeLano_docs.pdf) §V <sup>2</sup>Id. >§§VI and VIII. <sup>3</sup>Id >§X





Text Size + - B

SEARCH

FEDERAL COURTS RULES & POLICIES

JUDGES & JUDGESHIPS

STATISTICS

FORMS & FEES

COURT RECORDS

EDUCATIONAL RESOURCES

NEWS

## Federal Courts

Understanding the Federal Courts

- ▶ Federal Courts in American Government
- ▶ Supreme Court of the United States
- ▶ Courts of Appeals
- ▶ District Courts
- ▶ Bankruptcy Courts
- ▶ How the Federal Courts Work
- ▶ Federal Courts & the Public
- ▶ Federal Courts' Structure
- ▶ Jurisdiction of the Federal Courts
- ▶ Federal Judges
- ▶ Administrative Office of the United States Courts
  - [Director's Annual Report](#)
  - Procurement
- ▶ Federal Judicial Center

Judicial Conference of the United States

Bankruptcy

Appointment of Counsel

Probation and Pretrial Services

Jury Service

Case Management / Electronic Case Files

Glossary of Legal Terms

Publications and Reports

[Home](#) > [Federal Courts](#) > [Understanding the Federal Courts](#) > [Administrative Office of the United States Courts](#) > [Director's Annual Report](#)

email updates RSS

### DIRECTOR'S ANNUAL REPORT

print share faqs

- [Director's Annual Report, 2009](#)
- [Director's Annual Report, 2008](#) (pdf)
- [Director's Annual Report, 2007](#) (pdf)
- [Director's Annual Report, 2006](#) (pdf)
- [Director's Annual Report, 2005](#) (pdf)
- [Director's Annual Report, 2004](#) (pdf)
- [Director's Annual Report, 2003](#) (pdf)
- [Director's Annual Report, 2002](#) (pdf)
- [Director's Annual Report, 2001](#) (pdf)
- [Director's Annual Report, 2000](#) (pdf)



[Contact Us](#) | [Careers](#) | [Privacy & Security Policy](#) | [Judicial Conduct & Disability](#) | [Glossary of Legal Terms](#)  
[Widgets](#) | [Translate](#) | BrowseAloud

This site is maintained by the Administrative Office of the U.S. Courts on behalf of the Federal Judiciary.

The purpose of this site is to provide information from and about the Judicial Branch of the U.S. Government.





## Statistics

[Federal Judicial Caseload Statistics](#)
[Federal Court Management Statistics](#)
[Bankruptcy Statistics](#)
[Judicial Facts and Figures](#)
[Judicial Business Of The U.S. Courts](#)
[▶ Judicial Business 2009](#)
[▶ Judicial Business 2008](#)
[▶ Judicial Business 2007](#)
[▶ Judicial Business 2006](#)
[▶ Judicial Business 2005](#)
[▶ Judicial Business 2004](#)
[▶ Judicial Business 2003](#)
[▶ Judicial Business 2002](#)
[▶ Judicial Business 2001](#)
[▶ Judicial Business 2000](#)
[▶ Judicial Business 1999](#)
[▶ Judicial Business 1998](#)
[▶ Judicial Business 1997](#)
[Wiretap Reports](#)
[Statistical Tables For The Federal Judiciary](#)
[Home](#) > [Statistics](#) > [Judicial Business Of The U.S. Courts](#)

email updates

RSS

### JUDICIAL BUSINESS OF THE U.S. COURTS

print

share

faqs

*Judicial Business of the U.S. Courts* is the most comprehensive set of detailed statistical tables published on the work of the federal Judiciary, plus charts and text explaining why increases or decreases occurred in the courts' caseload.

- The report provides data for the fiscal year ending September 30 for the U.S. courts of appeals, district courts and bankruptcy courts; the probation and pretrial services system; and other components of the federal Judiciary.
- The Judicial Caseload Indicators table compares the Judiciary's current fiscal year caseload to its caseload 1, 5, and 10 years earlier.
- Publications dating back to 1997 are available online.

#### Tables

[Judicial Business 2009](#)
[Judicial Business 2008](#)
[Judicial Business 2007](#)
[Judicial Business 2006](#)
[Judicial Business 2005](#)
[Judicial Business 2004](#)
[Judicial Business 2003](#)
[Judicial Business 2002](#)
[Judicial Business 2001](#)
[Judicial Business 2000](#)
[Judicial Business 1999](#)
[Judicial Business 1998](#)
[Judicial Business 1997](#)


**Table S-24.**  
**Report of Complaints Filed and Action Taken Under Authority of Title 28 U.S.C. Section 372(c)**  
**for the Twelve-Month Period Ended September 30, 1997**

Summary of Activity	Circuits														National Courts	
	Total	Fed	DC	1st	2nd	3rd	4th	5th	6th	7th	8th	9th	10th	11th	CC <sup>1</sup>	CIT <sup>2</sup>
Complaints Pending on September 30, 1996*	109	0	1	21	5	11	7	10	1	3	11	31	8	0	0	0
Complaints Filed	679	3	15	16	40	62	69	84	68	28	56	137	54	47	0	0
Complaint Type																
Written by Complaint	678	3	15	16	40	62	69	84	68	27	56	137	54	47	0	0
On Order of Chief Judges	1	0	0	0	0	0	0	0	0	1	0	0	0	0	0	0
Officials Complained About**																
Judges																
Circuit	461	3	4	10	3	24	29	14	11	5	102	249	7	0	0	0
District	497	0	14	17	27	28	48	43	59	25	45	121	38	32	0	0
National Courts	0	0	0	0	0	0	0	0	0	0	0	0	0	0	0	0
Bankruptcy Judges	31	0	0	2	2	2	6	3	2	2	2	6	1	3	0	0
Magistrate Judges	138	0	0	1	8	7	15	27	10	0	9	24	25	12	0	0
Nature of Allegations**																
Mental Disability	11	0	0	0	1	1	2	0	2	0	3	2	0	0	0	0
Physical Disability	4	0	0	1	0	1	1	0	1	0	0	0	0	0	0	0
Demeanor	11	0	0	0	2	0	0	0	0	0	1	4	0	4	0	0
Abuse of Judicial Power	179	3	0	6	25	1	40	20	8	13	17	19	22	5	0	0
Prejudice/Bias	193	1	9	8	32	8	27	12	17	4	14	30	20	11	0	0
Conflict of Interest	12	0	0	0	0	0	2	1	2	0	3	3	0	1	0	0
Bribery/Corruption	28	0	0	1	0	2	1	0	4	2	4	13	0	1	0	0
Undue Decisional Delay	44	0	0	1	0	6	1	10	4	2	3	11	5	1	0	0
Incompetence/Neglect	30	0	0	3	4	1	0	0	5	0	0	16	1	0	0	0
Other	161	1	3	2	0	30	1	38	24	10	7	19	22	4	0	0
Complaints Concluded	482	3	9	13	33	31	69	80	49	24	41	60	53	17	0	0
Action By Chief Judges																
Complaint Dismissed																
Not in Conformity With Statute	29	2	4	0	3	1	4	2	1	3	6	2	0	1	0	0
Directly Related to Decision																
or Procedural Ruling	215	0	0	6	12	21	34	26	21	11	14	31	24	15	0	0
Frivolous	19	1	0	0	0	0	3	0	1	6	1	5	2	0	0	0

**Table S-24. (Continued)**

Summary of Activity	Circuits														National Courts	
	Total	Fed	DC	1st	2nd	3rd	4th	5th	6th	7th	8th	9th	10th	11th	CC <sup>1</sup>	CIT <sup>2</sup>
Appropriate Action Already Taken	2	0	0	0	0	0	0	1	0	1	0	0	0	0	0	0
Action No Longer Necessary Because of																
Intervening Events	0	0	0	0	0	0	0	0	0	0	0	0	0	0	0	0
Complaint Withdrawn	5	0	0	0	0	0	4	0	0	0	0	0	0	1	0	0
Subtotal	270	3	4	6	15	22	45	29	23	21	21	38	26	17	0	0
Action by Judicial Councils																
Directed Chief District Judge to																
Take Action (Magistrate Judges only)	0	0	0	0	0	0	0	0	0	0	0	0	0	0	0	0
Certified Disability	0	0	0	0	0	0	0	0	0	0	0	0	0	0	0	0
Requested Voluntary Retirement	0	0	0	0	0	0	0	0	0	0	0	0	0	0	0	0
Ordered Temporary Suspension																
of Case Assignments	0	0	0	0	0	0	0	0	0	0	0	0	0	0	0	0
Privately Censured	0	0	0	0	0	0	0	0	0	0	0	0	0	0	0	0
Publicly Censured	0	0	0	0	0	0	0	0	0	0	0	0	0	0	0	0
Ordered Other Appropriate Action	0	0	0	0	0	0	0	0	0	0	0	0	0	0	0	0
Dismissed the Complaint	212	0	5	7	18	9	24	51	26	3	20	22	27	0	0	0
Referred Complaint to Judicial																
Conference	0	0	0	0	0	0	0	0	0	0	0	0	0	0	0	0
Subtotal	212	0	5	7	18	9	24	51	26	3	20	22	27	0	0	0
Complaints Pending on September 30, 1997	306	0	7	24	12	42	7	14	20	7	26	108	9	30	0	0

<sup>1</sup> CC = U.S. CLAIMS COURT.

<sup>2</sup> CIT = COURT OF INTERNATIONAL TRADE.

\* REVISED.

\*\* EACH COMPLAINT MAY INVOLVE MULTIPLE ALLEGATIONS AGAINST NUMEROUS JUDICIAL OFFICERS. NATURE OF ALLEGATIONS IS COUNTED WHEN A COMPLAINT IS CONCLUDED.

**Table S-24.  
Report of Complaints Filed and Action Taken Under Authority of Title 28 U.S.C. Section 372(c)  
for the Twelve-Month Period Ended September 30, 1998**

Summary of Activity	Circuits														National Courts	
	Total	Fed	DC	1st	2nd	3rd	4th	5th	6th	7th	8th	9th	10th	11th	CC <sup>1</sup>	CIT <sup>2</sup>
Complaints Pending on September 30, 1997*	214	0	6	3	10	31	0	6	18	4	18	82	1	35	0	0
Complaints Filed	1,051	1	27	10	73	120	73	46	86	37	78	265	37	197	1	0
Complaint Type																
Written by Complainant	1,049	1	27	10	73	120	73	46	86	36	78	264	37	197	1	0
On Order of Chief Judges	2	0	0	0	0	0	0	0	0	1	0	1	0	0	0	0
Officials Complained About**																
Judges																
Circuit	443	1	16	2	14	22	23	13	8	17	134	20	11	162	0	0
District	758	0	47	9	56	83	50	27	82	26	83	250	29	16	0	0
National Courts	1	0	0	0	0	0	0	0	0	0	0	0	0	0	1	0
Bankruptcy Judges	28	0	2	0	1	2	5	1	3	2	3	6	1	2	0	0
Magistrate Judges	215	0	3	2	8	13	15	12	16	5	7	110	8	16	0	0
Nature of Allegations**																
Mental Disability	92	0	0	3	9	4	7	2	18	0	36	13	0	0	0	0
Physical Disability	7	0	0	2	1	2	0	0	1	0	0	0	0	1	0	0
Demeanor	19	0	0	0	2	3	0	1	3	0	0	8	0	2	0	0
Abuse of Judicial Power	511	1	2	2	30	8	48	16	8	21	27	168	9	171	0	0
Prejudice/Bias	647	0	21	9	36	32	22	22	44	19	46	198	20	178	0	0
Conflict of Interest	141	0	0	1	0	7	3	3	0	0	3	117	2	5	0	0
Bribery/Corruption	166	0	0	0	0	0	3	0	0	1	2	155	2	3	0	0
Undue Decisional Delay	50	0	3	1	4	4	2	0	1	5	7	14	8	1	0	0
Incompetence/Neglect	99	0	0	0	1	4	4	0	3	1	1	81	1	3	0	0
Other	193	0	17	1	11	94	3	13	20	4	11	3	10	6	0	0
Complaints Concluded	1,002	1	33	13	56	95	73	49	70	40	78	257	35	202	0	0
Actions by Chief Judges																
Complaint Dismissed																
Not in Conformity With Statute	43	0	6	0	4	2	5	0	2	3	6	5	3	7	0	0
Directly Related to Decision																
or Procedural Ruling	532	1	0	5	19	54	42	15	43	16	52	88	18	179	0	0
Frivolous	159	0	1	1	1	1	0	1	5	13	2	133	1	0	0	0

8  
9

**Table S-24. (September 30, 1998—Continued)**

Summary of Activity	Circuits														National Courts	
	Total	Fed	DC	1st	2nd	3rd	4th	5th	6th	7th	8th	9th	10th	11th	CC <sup>1</sup>	CIT <sup>2</sup>
Appropriate Action Already Taken	2	0	0	0	0	0	0	0	0	1	1	0	0	0	0	0
Action No Longer Necessary Because of																
Intervening Events	1	0	0	0	0	0	0	0	0	0	0	1	0	0	0	0
Complaint Withdrawn	5	0	1	0	0	0	1	0	1	1	1	0	0	0	0	0
Subtotal	742	1	8	6	24	57	48	16	51	34	62	227	22	186	0	0
Action by Judicial Councils																
Directed Chief District Judge to																
Take Action (Magistrate Judges only)	0	0	0	0	0	0	0	0	0	0	0	0	0	0	0	0
Certified Disability	0	0	0	0	0	0	0	0	0	0	0	0	0	0	0	0
Requested Voluntary Retirement	0	0	0	0	0	0	0	0	0	0	0	0	0	0	0	0
Ordered Temporary Suspension																
of Case Assignments	1	0	0	0	0	0	0	1	0	0	0	0	0	0	0	0
Privately Censured	0	0	0	0	0	0	0	0	0	0	0	0	0	0	0	0
Publicly Censured	1	0	0	0	0	0	0	0	0	0	0	1	0	0	0	0
Ordered Other Appropriate Action	0	0	0	0	0	0	0	0	0	0	0	0	0	0	0	0
Dismissed the Complaint	258	0	25	7	32	38	25	32	19	6	16	29	13	16	0	0
Referred Complaint to Judicial																
Conference	0	0	0	0	0	0	0	0	0	0	0	0	0	0	0	0
Subtotal	260	0	25	7	32	38	25	33	19	6	16	30	13	16	0	0
Complaints Pending on September 30, 1998	263	0	0	0	27	56	0	3	34	1	18	90	3	30	1	0

NOTE: EXCLUDES COMPLAINTS NOT ACCEPTED BY THE CIRCUITS BECAUSE THEY DUPLICATED PREVIOUS FILINGS OR WERE OTHERWISE INVALID FILINGS.

<sup>1</sup> CC = U.S. CLAIMS COURT.

<sup>2</sup> CIT = COURT OF INTERNATIONAL TRADE.

\* REVISED.

\*\* EACH COMPLAINT MAY INVOLVE MULTIPLE ALLEGATIONS AGAINST NUMEROUS JUDICIAL OFFICERS. NATURE OF ALLEGATIONS IS COUNTED WHEN A COMPLAINT IS CONCLUDED.



**Table S-23.**  
**Report of Complaints Filed and Action Taken Under Authority of Title 28 U.S.C. Section 372(c)**  
**for the 12-Month Period Ending September 30, 1999**

Summary of Activity	Circuits														National Courts	
	Total	Fed	DC	1st	2nd	3rd	4th	5th	6th	7th	8th	9th	10th	11th	CC <sup>1</sup>	CIT <sup>2</sup>
Complaints Pending on September 30, 1998*	228	0	3	1	23	48	0	3	28	0	19	75	3	25	0	0
Complaints Filed	781	2	16	17	99	34	55	196	72	31	36	115	58	50	0	0
Complaint Type																
Written by Complaint	781	2	16	17	99	34	55	196	72	31	36	115	58	50	0	0
On Order of Chief Judges	0	0	0	0	0	0	0	0	0	0	0	0	0	0	0	0
Officials Complained About**																
Judges																
Circuit	174	4	16	0	23	3	7	31	16	7	25	31	11	0	0	0
District	598	0	48	17	63	24	55	98	58	27	24	99	47	38	0	0
National Courts	1	0	0	0	0	0	1	0	0	0	0	0	0	0	0	0
Bankruptcy Judges	30	0	0	1	2	2	0	3	2	1	2	16	0	1	0	0
Magistrate Judges	229	0	1	4	11	5	6	64	14	4	10	69	30	11	0	0
Nature of Allegations**																
Mental Disability	69	0	0	0	26	4	3	11	3	0	2	5	0	15	0	0
Physical Disability	6	0	0	0	2	0	0	0	1	1	0	2	0	0	0	0
Demeanor	34	0	0	0	2	1	4	0	5	3	1	14	1	3	0	0
Abuse of Judicial Power	254	0	1	2	7	45	17	4	9	10	16	91	27	25	0	0
Prejudice/Bias	360	2	15	8	34	20	16	28	41	15	23	85	32	41	0	0
Conflict of Interest	29	0	0	0	5	1	6	4	0	0	2	6	2	3	0	0
Bribery/Corruption	104	0	0	4	10	26	4	4	3	1	2	44	0	6	0	0
Undue Decisional Delay	80	0	5	0	0	6	6	2	5	2	2	30	18	4	0	0
Incompetence/Neglect	108	1	0	0	3	5	3	0	6	0	2	71	2	15	0	0
Other	288	0	2	0	3	62	0	143	25	7	4	26	8	8	0	0
Complaints Concluded	826	2	18	12	57	63	53	184	82	31	45	163	50	66	0	0
Action by Chief Judges																
Complaint Dismissed																
Not in Conformity With Statute	27	0	4	0	0	0	6	0	8	1	4	4	0	0	0	0
Directly Related to Decision																
or Procedural Ruling	300	2	0	5	19	12	21	31	24	14	11	84	28	49	0	0
Frivolous	66	0	5	2	19	0	6	6	1	3	3	16	4	1	0	0

**Table S-23. (September 30, 1999—Continued)**

Summary of Activity	Circuits														National Courts	
	Total	Fed	DC	1st	2nd	3rd	4th	5th	6th	7th	8th	9th	10th	11th	CC <sup>1</sup>	CIT <sup>2</sup>
Appropriate Action Already Taken	1	0	0	0	0	0	0	0	0	1	0	0	0	0	0	0
Action No Longer Necessary Because of																
Intervening Events	10	0	0	0	3	0	0	0	1	0	0	3	2	1	0	0
Complainant Withdrawn	2	0	0	0	0	0	1	0	0	0	0	0	1	0	0	0
Subtotal	406	2	9	7	41	12	34	37	34	19	18	107	35	51	0	0
Action by Judicial Councils																
Directed Chief District Judge to																
Take Action (Magistrate Judges Only)	0	0	0	0	0	0	0	0	0	0	0	0	0	0	0	0
Certified Disability	0	0	0	0	0	0	0	0	0	0	0	0	0	0	0	0
Requested Voluntary Retirement	0	0	0	0	0	0	0	0	0	0	0	0	0	0	0	0
Ordered Temporary Suspension																
of Case Assignments	0	0	0	0	0	0	0	0	0	0	0	0	0	0	0	0
Privately Censured	0	0	0	0	0	0	0	0	0	0	0	0	0	0	0	0
Publicly Censured	0	0	0	0	0	0	0	0	0	0	0	0	0	0	0	0
Ordered Other Appropriate Action	0	0	0	0	0	0	0	0	0	0	0	0	0	0	0	0
Dismissed the Complaint	416	0	9	5	16	51	19	147	46	12	27	54	15	15	0	0
Withdrawn	4	0	0	0	0	0	0	0	2	0	0	2	0	0	0	0
Referred Complaint to Judicial																
Conference	0	0	0	0	0	0	0	0	0	0	0	0	0	0	0	0
Subtotal	420	0	9	5	16	51	19	147	48	12	27	56	15	15	0	0
Complaints Pending on September 30, 1999	183	0	1	6	65	19	2	15	18	0	10	27	11	9	0	0

NOTE: EXCLUDES COMPLAINTS NOT ACCEPTED BY THE CIRCUITS BECAUSE THEY DUPLICATED PREVIOUS FILINGS OR WERE OTHERWISE INVALID FILINGS.

<sup>1</sup> CC = U.S. CLAIMS COURT.

<sup>2</sup> CIT = COURT OF INTERNATIONAL TRADE.

\* REVISED.

\*\* EACH COMPLAINT MAY INVOLVE MULTIPLE ALLEGATIONS AGAINST NUMEROUS JUDICIAL OFFICERS. NATURE OF ALLEGATIONS IS COUNTED WHEN A COMPLAINT IS CONCLUDED.

**Table S-22.**  
**Report of Complaints Filed and Action Taken Under Authority of Title 28 U.S.C. Section 372(c)**  
**for the 12-Month Period Ending September 30, 2000**

Summary of Activity	Circuits														National Courts	
	Total	Fed	DC	1st	2nd	3rd	4th	5th	6th	7th	8th	9th	10th	11th	CC <sup>1</sup>	CIT <sup>2</sup>
Complaints Pending on September 30, 1999*	181	0	1	5	65	19	2	18	15	0	7	27	11	11	0	0
Complaints Filed	696	2	18	21	59	53	61	113	56	44	51	111	32	73	2	0
Complaint Type																
Written by Complainant	695	2	18	21	59	53	61	113	56	44	51	111	31	73	2	0
On Order of Chief Judges	1	0	0	0	0	0	0	0	0	0	0	0	1	0	0	0
Officials Complained About**																
Judges																
Circuit	191	4	4	4	9	10	14	23	4	11	45	35	15	13	0	0
District	522	0	17	20	41	36	62	60	50	29	52	92	26	37	0	0
National Courts	1	0	0	0	0	0	1	0	0	0	0	0	0	0	0	0
Bankruptcy Judges	26	0	0	1	2	6	1	2	2	2	2	5	2	1	0	0
Magistrate Judges	135	0	0	3	7	2	10	28	13	6	6	32	6	22	0	0
Nature of Allegations**																
Mental Disability	26	0	0	0	2	6	6	5	0	1	3	2	0	1	0	0
Physical Disability	12	0	0	1	1	3	4	0	0	0	0	3	0	0	0	0
Demeanor	13	0	0	0	3	2	0	0	0	0	1	6	0	1	0	0
Abuse of Judicial Power	272	0	0	10	29	25	29	43	9	23	20	38	16	30	0	0
Prejudice/Bias	257	1	13	8	28	17	15	24	28	13	17	39	25	29	0	0
Conflict of Interest	48	1	0	0	11	9	1	5	1	0	3	8	1	8	0	0
Bribery/Corruption	83	0	0	2	21	12	8	4	0	2	6	22	2	4	0	0
Undue Decisional Delay	75	0	2	1	11	6	6	7	5	3	3	16	4	11	0	0
Incompetence/Neglect	61	0	0	0	1	7	8	3	1	3	5	31	0	2	0	0
Other	188	0	7	1	5	66	0	50	4	7	13	20	9	6	0	0
Complaints Concluded	715	2	15	17	80	67	60	123	48	44	51	104	39	65	0	0
Action by Chief Judges																
Complaint Dismissed																
Not in Conformity With Statute	29	0	0	2	0	0	4	0	9	1	0	12	1	0	0	0
Directly Related to Decision																
or Procedural Ruling	264	2	4	3	29	31	26	23	21	11	23	38	15	38	0	0
Frivolous	50	0	4	1	0	0	2	8	2	12	8	9	2	2	0	0

**Table S-22. (September 30, 2000—Continued)**

Summary of Activity	Circuits														National Courts	
	Total	Fed	DC	1st	2nd	3rd	4th	5th	6th	7th	8th	9th	10th	11th	CC <sup>1</sup>	CIT <sup>2</sup>
Appropriate Action Already Taken	6	0	0	1	0	0	0	3	0	0	0	0	2	0	0	0
Action No Longer Necessary Because of																
Intervening Events	7	0	0	0	1	0	1	2	0	0	0	1	0	2	0	0
Complaint Withdrawn	3	0	0	1	0	0	1	1	0	0	0	0	0	0	0	0
Subtotal	359	2	8	8	30	31	34	37	32	24	31	60	20	42	0	0
Action by Judicial Councils																
Directed Chief District Judge to																
Take Action (Magistrate Judge Only)	0	0	0	0	0	0	0	0	0	0	0	0	0	0	0	0
Certified Disability	0	0	0	0	0	0	0	0	0	0	0	0	0	0	0	0
Requested Voluntary Retirement	0	0	0	0	0	0	0	0	0	0	0	0	0	0	0	0
Ordered Temporary Suspension																
of Case Assignments	0	0	0	0	0	0	0	0	0	0	0	0	0	0	0	0
Privately Censured	0	0	0	0	0	0	0	0	0	0	0	0	0	0	0	0
Publicly Censured	2	0	0	0	0	0	0	0	0	0	0	2	0	0	0	0
Ordered Other Appropriate Action	0	0	0	0	0	0	0	0	0	0	0	0	0	0	0	0
Dismissed the Complaint	354	0	7	9	50	36	26	86	16	20	20	42	19	23	0	0
Withdrawn	0	0	0	0	0	0	0	0	0	0	0	0	0	0	0	0
Referred Complaint to Judicial																
Conference	0	0	0	0	0	0	0	0	0	0	0	0	0	0	0	0
Subtotal	356	0	7	9	50	36	26	86	16	20	20	44	19	23	0	0
Complaints Pending on September 30, 2000	162	0	4	9	44	5	3	8	23	0	7	34	4	19	2	0

NOTE: EXCLUDES COMPLAINTS NOT ACCEPTED BY THE CIRCUITS BECAUSE THEY DUPLICATED PREVIOUS FILINGS OR WERE OTHERWISE INVALID FILINGS.

<sup>1</sup> CC = U.S. CLAIMS COURT.

<sup>2</sup> CIT = COURT OF INTERNATIONAL TRADE.

\* REVISED.

\*\* EACH COMPLAINT MAY INVOLVE MULTIPLE ALLEGATIONS AGAINST NUMEROUS JUDICIAL OFFICERS. NATURE OF ALLEGATIONS IS COUNTED WHEN A COMPLAINT IS CONCLUDED.

**Table S-22.**  
**Report of Complaints Filed and Action Taken Under Authority of 28 U.S.C. 372(c)**  
**During the 12-Month Period Ending September 30, 2001**

Summary of Activity	Circuits														National Courts	
	Total	Fed	DC	1st	2nd	3rd	4th	5th	6th	7th	8th	9th	10th	11th	CC <sup>1</sup>	CIT <sup>2</sup>
Complaints Pending on September 30, 2001*	150	0	4	9	33	5	3	9	23	1	6	32	4	18	3	0
Complaints Filed	766	0	31	22	102	50	63	100	97	43	52	102	32	70	1	1
Complaint Type																
Written by Complainant	766	0	31	22	102	50	63	100	97	43	52	102	32	70	1	1
On Order of Chief Judge	0	0	0	0	0	0	0	0	0	0	0	0	0	0	0	0
Officials Complained About**																
Judges																
Circuit	273	0	15	16	31	13	25	23	12	16	33	53	16	20	0	0
District	563	0	16	26	52	23	45	50	86	37	69	104	25	30	0	0
National Court	3	0	0	0	0	0	0	0	0	0	0	0	1	0	1	1
Bankruptcy Judges	34	0	0	2	2	6	2	2	1	3	0	12	2	2	0	0
Magistrate Judges	143	0	3	1	17	8	12	25	17	3	10	20	9	18	0	0
Nature of Allegations**																
Mental Disability	29	0	0	0	5	4	1	3	3	1	2	5	0	5	0	0
Physical Disability	1	0	0	0	0	0	1	0	0	0	0	0	0	0	0	0
Demeanor	31	0	0	1	14	2	1	0	1	4	2	5	0	1	0	0
Abuse of Judicial Power	200	0	3	3	28	3	35	28	1	13	21	33	15	16	1	0
Prejudice/Bias	266	0	18	11	24	9	17	31	36	13	11	43	14	38	1	0
Conflict of Interest	38	0	0	0	10	4	3	8	1	1	0	5	4	2	0	0
Bribery/Corruption	61	0	0	0	2	5	4	6	1	1	1	33	3	5	0	0
Undue Decisional Delay	60	0	0	0	6	6	3	11	2	6	4	15	0	7	0	0
Incompetence/Neglect	50	0	0	2	5	8	3	3	7	0	1	20	0	1	0	0
Other	186	0	8	1	0	50	4	47	16	3	8	32	7	10	0	0
Complaints Concluded	668	0	18	16	75	53	61	108	68	39	41	100	30	58	1	0
Action by Chief Judges																
Complaint Dismissed																
Not in Conformity With Statute	13	0	1	0	4	0	0	0	1	2	1	4	0	0	0	0
Directly Related to Decision																
or Procedural Ruling	235	0	2	3	17	26	25	42	20	14	18	27	14	27	0	0
Frivolous	103	0	0	2	13	0	6	13	14	12	7	31	2	3	0	0

**Table S-22. (September 30, 2001—Continued)**

Summary of Activity	Circuits														National Courts	
	Total	Fed	DC	1st	2nd	3rd	4th	5th	6th	7th	8th	9th	10th	11th	CC <sup>1</sup>	CIT <sup>2</sup>
Appropriate Action Already Taken	4	0	0	0	0	1	0	0	0	1	1	0	1	0	0	0
Action No Longer Necessary Because of																
Intervening Events	5	0	0	0	0	0	0	0	0	0	0	0	0	5	0	0
Complaint Withdrawn	3	0	0	1	0	1	0	0	0	0	1	0	0	0	0	0
Subtotal	363	0	3	6	34	28	31	55	35	29	28	62	17	35	0	0
Action by Judicial Councils																
Directed Chief District Judge to																
Take Action (Magistrate Judge Only)	0	0	0	0	0	0	0	0	0	0	0	0	0	0	0	0
Certified Disability	0	0	0	0	0	0	0	0	0	0	0	0	0	0	0	0
Requested Voluntary Retirement	0	0	0	0	0	0	0	0	0	0	0	0	0	0	0	0
Ordered Temporary Suspension																
of Case Assignments	0	0	0	0	0	0	0	0	0	0	0	0	0	0	0	0
Privately Censured	1	0	0	0	0	0	0	0	0	0	0	0	1	0	0	0
Publicly Censured	0	0	0	0	0	0	0	0	0	0	0	0	0	0	0	0
Ordered Other Appropriate Action	0	0	0	0	0	0	0	0	0	0	0	0	0	0	0	0
Dismissed the Complaint	303	0	15	10	40	25	30	53	33	10	13	38	12	23	1	0
Withdrawn	1	0	0	0	1	0	0	0	0	0	0	0	0	0	0	0
Referred Complaint to Judicial																
Conference	0	0	0	0	0	0	0	0	0	0	0	0	0	0	0	0
Subtotal	305	0	15	10	41	25	30	53	33	10	13	38	13	23	1	0
Complaints Pending on September 30, 2001	248	0	17	15	60	2	5	1	52	5	17	34	6	30	3	1

NOTE: EXCLUDES COMPLAINTS NOT ACCEPTED BY THE CIRCUITS BECAUSE THEY DUPLICATED PREVIOUS FILINGS OR WERE OTHERWISE INVALID FILINGS.

<sup>1</sup> CC = U.S. CLAIMS COURT.

<sup>2</sup> CIT = COURT OF INTERNATIONAL TRADE.

\* REVISED.

\*\* EACH COMPLAINT MAY INVOLVE MULTIPLE ALLEGATIONS AGAINST NUMEROUS JUDICIAL OFFICERS. NATURE OF ALLEGATIONS IS COUNTED WHEN A COMPLAINT IS CONCLUDED.



**Table S-22.  
Report of Complaints Filed and Action Taken Under Authority of 28 U.S.C. 372(c)  
During the 12-Month Period Ending September 30, 2002**

Summary of Activity	Circuits														National Courts	
	Total	Fed	DC	1st	2nd	3rd	4th	5th	6th	7th	8th	9th	10th	11th	CC <sup>1</sup>	CIT <sup>2</sup>
Complaints Pending on September 30, 2001*	262	0	17	15	60	3	5	19	44	5	17	36	6	31	3	1
Complaints Filed	657	0	20	14	62	51	59	81	77	28	54	105	47	54	5	0
Complaint Type																
Written by Complainant	656	0	20	13	62	51	59	81	77	28	54	105	47	54	5	0
On Order of Chief Judge	1	0	0	1	0	0	0	0	0	0	0	0	0	0	0	0
Officials Complained About**																
Judges																
Circuit	353	0	47	6	10	4	17	26	52	11	52	114	11	3	0	0
District	548	0	13	20	41	35	68	32	72	29	43	127	36	32	0	0
National Courts	5	0	0	0	0	0	0	0	0	0	0	0	0	0	5	0
Bankruptcy Judges	57	0	1	1	1	6	4	2	2	0	3	27	2	8	0	0
Magistrate Judges	152	0	1	2	10	6	8	21	11	2	21	48	11	11	0	0
Nature of Allegations**																
Mental Disability	33	0	0	0	4	1	3	2	6	1	3	11	2	0	0	0
Physical Disability	6	0	0	0	0	1	2	0	0	0	0	3	0	0	0	0
Demeanor	17	0	0	1	3	0	3	0	0	0	0	7	0	3	0	0
Abuse of Judicial Power	327	0	1	7	57	6	29	49	14	13	19	71	17	41	3	0
Prejudice/Bias	314	0	34	16	40	13	20	35	51	11	20	36	19	16	3	0
Conflict of Interest	46	0	1	0	18	9	2	3	2	0	4	3	1	3	0	0
Bribery/Corruption	63	0	0	0	15	0	4	6	8	0	5	20	1	4	0	0
Undue Decisional Delay	75	0	1	0	15	3	3	5	3	7	10	15	7	6	0	0
Incompetence/Neglect	45	0	0	2	2	1	7	1	9	0	6	16	1	0	0	0
Other	129	0	4	2	0	46	3	16	8	2	4	32	9	3	0	0
Complaints Concluded	780	0	35	25	93	48	61	98	98	30	57	124	47	61	3	0
Action By Chief Judges																
Complaint Dismissed																
Not in Conformity with Statute	27	0	1	0	1	0	3	1	7	0	1	9	1	3	0	0
Directly Related to Decision																
or Procedural Ruling	249	0	6	5	23	17	24	36	31	14	11	36	22	22	2	0
Frivolous	110	0	9	2	9	2	13	7	5	7	10	36	7	3	0	0

**Table S-22. (September 30, 2002—Continued)**

Summary of Activity	Circuits														National Courts	
	Total	Fed	DC	1st	2nd	3rd	4th	5th	6th	7th	8th	9th	10th	11th	CC <sup>1</sup>	CIT <sup>2</sup>
Appropriate Action Already Taken	3	0	0	1	0	0	0	0	1	0	1	0	0	0	0	0
Action No Longer Necessary Because of Intervening Events	6	0	0	0	2	0	1	0	0	1	0	0	0	2	0	0
Complaint Withdrawn	8	0	0	2	2	1	0	0	1	0	0	1	0	0	1	0
Subtotal	403	0	16	10	37	20	41	44	45	22	23	82	30	30	3	0
Action by Judicial Councils																
Directed Chief District Judge to																
Take Action (Magistrate Judges Only)	0	0	0	0	0	0	0	0	0	0	0	0	0	0	0	0
Certified Disability	0	0	0	0	0	0	0	0	0	0	0	0	0	0	0	0
Requested Voluntary Retirement	0	0	0	0	0	0	0	0	0	0	0	0	0	0	0	0
Ordered Temporary Suspension of Case Assignments	0	0	0	0	0	0	0	0	0	0	0	0	0	0	0	0
Privately Censured	0	0	0	0	0	0	0	0	0	0	0	0	0	0	0	0
Publicly Censured	2	0	0	0	0	0	0	0	2	0	0	0	0	0	0	0
Ordered Other Appropriate Action	0	0	0	0	0	0	0	0	0	0	0	0	0	0	0	0
Dismissed the Complaint	375	0	19	15	56	28	20	54	51	8	34	42	17	31	0	0
Withdrawn	0	0	0	0	0	0	0	0	0	0	0	0	0	0	0	0
Referred Complaint to Judicial Conference	0	0	0	0	0	0	0	0	0	0	0	0	0	0	0	0
Subtotal	377	0	19	15	56	28	20	54	53	8	34	42	17	31	0	0
Complaints Pending on September 30, 2002	139	0	2	4	29	6	3	2	23	3	14	17	6	24	5	1

NOTE: EXCLUDES COMPLAINTS NOT ACCEPTED BY THE CIRCUITS BECAUSE THEY DUPLICATED PREVIOUS FILINGS OR WERE OTHERWISE INVALID FILINGS.

<sup>1</sup> CC = U.S. CLAIMS COURT.<sup>2</sup> CIT = COURT OF INTERNATIONAL TRADE.

\* REVISED.

\*\* EACH COMPLAINT MAY INVOLVE MULTIPLE ALLEGATIONS AGAINST NUMEROUS JUDICIAL OFFICERS. NATURE OF ALLEGATIONS IS COUNTED WHEN A COMPLAINT IS CONCLUDED.

**Table S-22.**  
**Report of Complaints Filed and Action Taken Under Authority of 28 U.S.C. 351-364**  
**During the 12-Month Period Ending September 30, 2003**

Summary of Activity	Circuits														National Courts	
	Total	Fed	DC	1st	2nd	3rd	4th	5th	6th	7th	8th	9th	10th	11th	CC <sup>1</sup>	CIT <sup>2</sup>
Complaints Pending on September 30, 2002*	141	0	3	4	29	6	3	7	22	4	15	16	6	20	5	1
Complaints Filed	835	2	11	36	69	41	67	107	73	28	97	146	47	110	0	1
Complaint Type																
Written by Complainant	835	2	11	36	69	41	67	107	73	28	97	146	47	110	0	1
On Order of Chief Judges	0	0	0	0	0	0	0	0	0	0	0	0	0	0	0	0
Officials Complained About**																
Judges																
Circuit	204	6	4	19	8	4	16	27	15	2	26	43	12	22	0	0
District	719	0	14	24	49	28	54	54	53	34	157	156	39	57	0	0
National Courts	1	0	0	0	0	0	0	0	0	0	0	0	0	0	0	1
Bankruptcy Judges	38	0	0	2	1	3	1	2	5	2	1	16	3	2	0	0
Magistrate Judges	257	0	0	5	11	6	21	24	21	3	91	40	7	28	0	0
Nature of Allegations**																
Mental Disability	26	0	0	1	6	4	5	1	0	1	2	5	0	1	0	0
Physical Disability	7	0	0	0	1	0	0	2	0	0	2	1	0	1	0	0
Demeanor	21	0	0	1	4	3	1	4	0	1	1	3	1	1	1	0
Abuse of Judicial Power	239	1	0	7	20	3	29	22	2	6	30	59	14	45	0	1
Prejudice/Bias	263	2	12	9	20	14	21	26	29	11	36	37	14	29	2	1
Conflict of Interest	33	0	0	1	3	5	3	2	2	1	2	7	3	4	0	0
Bribery/Corruption	87	0	0	1	4	6	10	6	15	0	20	22	0	3	0	0
Undue Decisional Delay	81	0	0	3	9	6	6	4	3	5	25	16	2	1	0	1
Incompetence/Neglect	47	0	0	3	3	2	8	2	3	0	15	6	1	4	0	0
Other	131	0	0	0	4	37	4	45	0	9	2	13	14	0	3	0
Complaints Concluded	682	2	12	18	42	40	69	94	53	31	87	117	42	69	4	2
Action by Chief Judges																
Complaint Dismissed																
Not in Conformity With Statute	39	0	1	0	1	0	3	0	17	2	9	6	0	0	0	0
Directly Related to Decision																
or Procedural Ruling	230	2	3	2	14	13	30	24	10	15	15	46	9	46	1	0
Frivolous	77	0	0	0	7	1	3	6	0	7	25	21	1	6	0	0

**Table S-22. (September 30, 2003—Continued)**

Summary of Activity	Circuits														National Courts	
	Total	Fed	DC	1st	2nd	3rd	4th	5th	6th	7th	8th	9th	10th	11th	CC <sup>1</sup>	CIT <sup>2</sup>
Appropriate Action Already Taken	3	0	0	0	0	1	0	0	0	0	1	1	0	0	0	0
Action No Longer Necessary Because of Intervening Events	8	0	0	1	0	0	0	1	0	0	5	1	0	0	0	0
Complaint Withdrawn	8	0	0	0	0	0	1	0	0	0	4	2	0	1	0	0
Subtotal	365	2	4	3	22	15	37	31	27	24	59	77	10	53	1	0
Action by Judicial Councils																
Directed Chief District Judge to Take Action (Magistrate Judges Only)	0	0	0	0	0	0	0	0	0	0	0	0	0	0	0	0
Certified Disability	0	0	0	0	0	0	0	0	0	0	0	0	0	0	0	0
Requested Voluntary Retirement	0	0	0	0	0	0	0	0	0	0	0	0	0	0	0	0
Ordered Temporary Suspension of Case Assignments	0	0	0	0	0	0	0	0	0	0	0	0	0	0	0	0
Privately Censured	0	0	0	0	0	0	0	0	0	0	0	0	0	0	0	0
Publicly Censured	0	0	0	0	0	0	0	0	0	0	0	0	0	0	0	0
Ordered Other Appropriate Action	1	0	0	0	0	0	0	0	0	0	0	0	0	0	0	1
Dismissed the Complaint	316	0	8	15	20	25	32	63	26	7	28	40	32	16	3	1
Withdrawn	0	0	0	0	0	0	0	0	0	0	0	0	0	0	0	0
Referred Complaint to Judicial Conference	0	0														
Subtotal	317	0	8	15	20	25	32	63	26	7	28	40	32	16	3	2
Complaints Pending on September 30, 2003	294	0	2	22	56	7	1	20	42	1	25	45	11	61	1	0

NOTE: EXCLUDES COMPLAINTS NOT ACCEPTED BY THE CIRCUITS BECAUSE THEY DUPLICATED PREVIOUS FILINGS OR WERE OTHERWISE INVALID FILINGS.

<sup>1</sup> CC = U.S. COURT OF FEDERAL CLAIMS.

<sup>2</sup> CIT = U.S. COURT OF INTERNATIONAL TRADE.

\* REVISED.

\*\* EACH COMPLAINT MAY INVOLVE MULTIPLE ALLEGATIONS AGAINST NUMEROUS JUDGES. NATURE OF ALLEGATIONS IS COUNTED WHEN A COMPLAINT IS CONCLUDED.

**Table S-22.**

**Report of Complaints Filed and Action Taken Under Authority of 28 U.S.C. 351-364  
During the 12-Month Period Ending September 30, 2004**

Summary of Activity	Circuits														National Courts	
	Total	Fed	DC	1st	2nd	3rd	4th	5th	6th	7th	8th	9th	10th	11th	CC <sup>1</sup>	CIT <sup>2</sup>
Complaints Pending on September 30, 2003*	249	0	2	19	34	3	10	19	22	1	29	38	11	61	0	0
Complaints Filed	712	2	31	30	23	40	63	95	72	34	77	146	41	58	0	0
Complaint Type																
Written by Complainant	712	2	31	30	23	40	63	95	72	34	77	146	41	58	0	0
On Order of Chief Judges	0	0	0	0	0	0	0	0	0	0	0	0	0	0	0	0
Officials Complained About**																
Judges																
Circuit	240	6	20	16	4	6	23	16	24	8	14	84	13	6	0	0
District	539	0	39	21	15	22	52	51	69	27	55	128	23	37	0	0
National Courts	0	0	0	0	0	0	0	0	0	0	0	0	0	0	0	0
Bankruptcy Judges	28	0	0	8	1	2	1	2	4	1	0	6	2	1	0	0
Magistrate Judges	149	0	1	5	3	10	18	26	7	3	25	26	11	14	0	0
Nature of Allegations**																
Mental Disability	34	0	0	4	3	5	4	4	2	0	1	10	0	1	0	0
Physical Disability	6	0	0	0	2	1	0	0	0	0	0	3	0	0	0	0
Demeanor	34	0	1	1	6	0	4	3	0	1	7	9	1	1	0	0
Abuse of Judicial Power	251	1	3	11	6	0	42	2	4	2	71	59	22	28	0	0
Prejudice/Bias	334	2	19	27	35	14	22	35	42	7	38	52	20	21	0	0
Conflict of Interest	67	0	5	8	4	6	3	3	2	0	5	22	7	2	0	0
Bribery/Corruption	93	0	0	9	5	10	5	3	1	0	25	33	0	2	0	0
Undue Decisional Delay	70	0	2	7	5	7	4	10	2	5	8	13	4	3	0	0
Incompetence/Neglect	106	0	0	9	3	8	2	3	0	0	18	16	0	47	0	0
Other	224	0	1	1	33	30	10	89	3	24	0	24	9	0	0	0
Complaints Concluded	784	2	28	40	51	34	73	99	56	35	94	135	42	95	0	0
Action By Chief Judges																
Complaint Dismissed																
Not in Conformity With Statute	27	0	4	0	6	0	5	0	4	1	5	0	0	2	0	0
Directly Related to Decision																
or Procedural Ruling	295	2	9	7	18	13	31	38	16	21	37	65	8	30	0	0
Frivolous	112	0	8	4	3	0	1	11	3	5	18	5	4	50	0	0

**Table S-22. (September 30, 2004—Continued)**

Summary of Activity	Circuits														National Courts	
	Total	Fed	DC	1st	2nd	3rd	4th	5th	6th	7th	8th	9th	10th	11th	CC <sup>1</sup>	CIT <sup>2</sup>
Appropriate Action Already Taken	3	0	0	0	1	0	0	0	0	0	1	1	0	0	0	0
Action No Longer Necessary Because of																
Intervening Events	9	0	0	0	0	0	0	2	0	0	2	0	0	5	0	0
Complaint Withdrawn	3	0	0	0	1	0	0	0	0	0	0	1	1	0	0	0
Subtotal	449	2	21	11	29	13	37	51	23	27	63	72	13	87	0	0
<b>Action by Judicial Councils</b>																
Directed Chief District Judge to																
Take Action (Magistrate Judges Only)	0	0	0	0	0	0	0	0	0	0	0	0	0	0	0	0
Certified Disability	0	0	0	0	0	0	0	0	0	0	0	0	0	0	0	0
Requested Voluntary Retirement	0	0	0	0	0	0	0	0	0	0	0	0	0	0	0	0
Ordered Temporary Suspension of Case Assignments	0	0	0	0	0	0	0	0	0	0	0	0	0	0	0	0
Privately Censured	0	0	0	0	0	0	0	0	0	0	0	0	0	0	0	0
Publicly Censured	0	0	0	0	0	0	0	0	0	0	0	0	0	0	0	0
Ordered Other Appropriate Action	0	0	0	0	0	0	0	0	0	0	0	0	0	0	0	0
Dismissed the Complaint	335	0	7	29	22	21	36	48	33	8	31	63	29	8	0	0
Withdrawn	0	0	0	0	0	0	0	0	0	0	0	0	0	0	0	0
Referred Complaint to Judicial Conference	0	0	0	0	0	0	0	0	0	0	0	0	0	0	0	0
Subtotal	335	0	7	29	22	21	36	48	33	8	31	63	29	8	0	0
Complaints Pending on September 30, 2004	177	0	5	9	6	9	0	15	38	0	12	49	10	24	0	0

NOTE: EXCLUDES COMPLAINTS NOT ACCEPTED BY THE CIRCUITS BECAUSE THEY DUPLICATED PREVIOUS FILINGS OR WERE OTHERWISE INVALID FILINGS.

<sup>1</sup> CC = U.S. COURT OF FEDERAL CLAIMS.

<sup>2</sup> CIT = U.S. COURT OF INTERNATIONAL TRADE.

\* REVISED.

\*\* EACH COMPLAINT MAY INVOLVE MULTIPLE ALLEGATIONS AGAINST NUMEROUS JUDGES. NATURE OF ALLEGATIONS IS COUNTED WHEN A COMPLAINT IS CONCLUDED.



**Table S-22.**  
**Report of Complaints Filed and Action Taken Under Authority of 28 U.S.C. 351-364**  
**During the 12-Month Period Ending September 30, 2005**

Summary of Activity	Circuits															National Courts	
	Total	Fed	DC	1st	2nd	3rd	4th	5th	6th	7th	8th	9th	10th	11th	CC <sup>1</sup>	CIT <sup>2</sup>	
Complaints Pending on September 30, 2004*	212	0	4	9	57	9	8	16	30	1	13	30	8	25	2	0	
Complaints Filed	642	1	33	19	36	58	43	99	55	15	38	122	36	85	2	0	
Complaint Type																	
Written by Complainant	642	1	33	19	36	58	43	99	55	15	38	122	36	85	2	0	
On Order of Chief Judges	0	0	0	0	0	0	0	0	0	0	0	0	0	0	0	0	
Officials Complained About**																	
Judges																	
Circuit	177	1	18	1	7	4	28	10	7	6	2	80	7	6	0	0	
District	456	0	21	15	23	41	32	52	51	11	22	102	27	59	0	0	
National Courts	0	0	0	0	0	0	0	0	0	0	0	0	0	0	0	0	
Bankruptcy Judges	31	0	0	4	0	5	1	2	3	1	2	9	2	2	0	0	
Magistrate Judges	135	0	1	4	6	8	9	35	5	2	13	27	7	18	0	0	
Nature of Allegations**																	
Mental Disability	22	0	1	2	3	2	2	3	0	0	0	6	0	1	2	0	
Physical Disability	9	0	0	2	0	0	0	0	0	0	0	4	0	2	1	0	
Demeanor	20	0	0	3	0	2	0	2	0	1	2	8	1	1	0	0	
Abuse of Judicial Power	206	1	7	13	3	5	26	6	3	4	28	57	0	52	1	0	
Prejudice/Bias	275	1	12	19	43	21	9	16	40	5	15	57	15	20	2	0	
Conflict of Interest	49	0	2	5	5	11	2	1	3	1	2	13	3	1	0	0	
Bribery/Corruption	51	0	0	3	2	1	2	2	1	0	4	32	0	4	0	0	
Undue Decisional Delay	65	0	0	6	8	8	2	9	2	0	4	14	7	5	0	0	
Incompetence/Neglect	52	0	2	4	4	3	2	3	0	1	8	22	1	1	1	0	
Other	260	0	2	1	80	40	11	80	0	7	1	19	18	0	1	0	
Complaints Concluded	667	1	22	23	91	47	48	90	47	16	45	120	33	81	3	0	
Action by Chief Judges																	
Complaint Dismissed																	
Not in Conformity With Statute	21	0	1	0	5	0	1	0	2	0	3	5	3	1	0	0	
Directly Related to Decision																	
or Procedural Ruling	319	1	8	8	46	18	20	30	12	6	29	57	16	65	3	0	
Frivolous	41	0	1	3	1	0	4	6	3	8	5	10	0	0	0	0	

**Table S-22. (September 30, 2005—Continued)**

Summary of Activity	Circuits														National Courts	
	Total	Fed	DC	1st	2nd	3rd	4th	5th	6th	7th	8th	9th	10th	11th	CC <sup>1</sup>	CIT <sup>2</sup>
Appropriate Action Already Taken	5	0	0	0	0	1	0	1	0	0	0	2	0	1	0	0
Action No Longer Necessary Because of Intervening Events	8	0	1	0	0	1	1	0	0	0	1	0	0	4	0	0
Complaint Withdrawn	6	0	0	0	2	0	0	2	0	0	0	2	0	0	0	0
Subtotal	400	1	11	11	54	20	26	39	17	14	38	76	19	71	3	0
Action by Judicial Councils																
Directed Chief District Judge to																
Take Action (Magistrate Judges only)	0	0	0	0	0	0	0	0	0	0	0	0	0	0	0	0
Certified Disability	0	0	0	0	0	0	0	0	0	0	0	0	0	0	0	0
Requested Voluntary Retirement	0	0	0	0	0	0	0	0	0	0	0	0	0	0	0	0
Ordered Temporary Suspension of Case Assignments																
Privately Censured	0	0	0	0	0	0	0	0	0	0	0	0	0	0	0	0
Publicly Censured	0	0	0	0	0	0	0	0	0	0	0	0	0	0	0	0
Ordered Other Appropriate Action	0	0	0	0	0	0	0	0	0	0	0	0	0	0	0	0
Dismissed the Complaint	267	0	11	12	37	27	22	51	30	2	7	44	14	10	0	0
Withdrawn	0	0	0	0	0	0	0	0	0	0	0	0	0	0	0	0
Referred Complaint to Judicial Conference																
Subtotal	267	0	11	12	37	27	22	51	30	2	7	44	14	10	0	0
Complaints Pending on September 30, 2005	187	0	15	5	2	20	3	25	38	0	6	32	11	29	1	0

NOTE: EXCLUDES COMPLAINTS NOT ACCEPTED BY THE CIRCUITS BECAUSE THEY DUPLICATED PREVIOUS FILINGS OR WERE OTHERWISE INVALID FILINGS.

<sup>1</sup>CC = U.S. COURT OF FEDERAL CLAIMS.

<sup>2</sup>CIT = U.S. COURT OF INTERNATIONAL TRADE.

\* REVISED.

\*\* EACH COMPLAINT MAY INVOLVE MULTIPLE ALLEGATIONS AGAINST NUMEROUS JUDGES. NATURE OF ALLEGATIONS IS COUNTED WHEN A COMPLAINT IS CONCLUDED.

**Table S-22.**  
**Report of Complaints Filed and Action Taken Under Authority of 28 U.S.C. 351-364**  
**During the 12-Month Period Ending September 30, 2006**

Summary of Activity	Circuits															National Courts	
	Total	Fed	DC	1st	2nd	3rd	4th	5th	6th	7th	8th	9th	10th	11th	CC <sup>1</sup>	CIT <sup>2</sup>	
Complaints Pending on September 30, 2005*	210	0	3	5	31	20	12	21	42	3	6	29	2	35	1	0	
Complaints Filed	643	1	16	31	14	43	47	76	72	35	44	133	49	79	3	0	
Complaint Type																	
Written by Complainant	555	1	16	0	0	0	47	76	72	35	44	133	49	79	3	0	
On Order of Chief Judges	88	0	0	31	14	43	0	0	0	0	0	0	0	0	0	0	
Officials Complained About**																	
Judges																	
Circuit	141	1	14	13	0	3	7	6	14	16	3	34	24	6	0	0	
District	505	0	17	50	10	31	36	45	68	31	32	99	40	46	0	0	
National Courts	3	0	0	0	0	0	0	0	0	0	0	0	0	0	3	0	
Bankruptcy Judges	33	0	0	2	0	1	2	5	2	3	0	12	2	4	0	0	
Magistrate Judges	159	0	0	26	4	6	18	20	14	1	8	31	8	23	0	0	
Nature of Allegations**																	
Mental Disability	30	0	3	4	1	3	1	4	0	1	0	11	2	0	0	0	
Physical Disability	3	0	0	0	0	1	0	0	0	0	0	2	0	0	0	0	
Demeanor	35	0	0	0	0	4	2	4	1	1	1	17	5	0	0	0	
Abuse of Judicial Power	234	1	6	18	0	0	38	22	4	2	21	63	14	44	1	0	
Prejudice/Bias	295	1	3	22	28	22	16	35	50	9	18	45	14	31	1	0	
Conflict of Interest	43	0	1	6	1	15	2	2	0	0	4	9	2	0	1	0	
Bribery/Corruption	40	0	0	8	2	4	2	0	3	0	3	16	0	2	0	0	
Undue Decisional Delay	53	0	0	2	2	8	5	5	2	5	2	11	1	10	0	0	
Incompetence/Neglect	37	0	1	5	0	3	1	2	0	0	7	15	0	3	0	0	
Other	200	0	0	2	38	41	4	59	0	23	4	9	18	0	2	0	
Complaints Concluded	619	1	13	26	45	46	59	74	58	38	35	102	37	81	4	0	
Action By Chief Judges																	
Complaint Dismissed																	
Not in Conformity With Statute	25	0	2	1	8	0	2	0	3	2	2	3	2	0	0	0	
Directly Related to Decision																	
or Procedural Ruling	283	1	2	5	15	26	24	35	25	13	21	46	17	51	2	0	
Frivolous	63	0	4	4	3	0	3	4	5	18	4	7	4	7	0	0	

**Table S-22. (September 30, 2006—Continued)**

Summary of Activity	Circuits														National Courts	
	Total	Fed	DC	1st	2nd	3rd	4th	5th	6th	7th	8th	9th	10th	11th	CC <sup>1</sup>	CIT <sup>2</sup>
Appropriate Action Already Taken	5	0	0	0	1	0	0	0	0	1	0	1	1	1	0	0
Action No Longer Necessary Because of																
Intervening Events	6	0	1	0	1	1	0	0	0	0	0	1	0	2	0	0
Complaint Withdrawn	9	0	0	0	0	0	1	2	1	0	1	1	0	3	0	0
Subtotal	391	1	9	10	28	27	30	41	34	34	28	59	24	64	2	0
Action by Judicial Councils																
Directed Chief District Judge to																
Take Action (Magistrate Judges only)	1	0	0	0	0	0	0	0	0	0	0	0	0	1	0	0
Certified Disability	0	0	0	0	0	0	0	0	0	0	0	0	0	0	0	0
Requested Voluntary Retirement	0	0	0	0	0	0	0	0	0	0	0	0	0	0	0	0
Ordered Temporary Suspension																
of Case Assignments	0	0	0	0	0	0	0	0	0	0	0	0	0	0	0	0
Privately Censured	0	0	0	0	0	0	0	0	0	0	0	0	0	0	0	0
Publicly Censured	0	0	0	0	0	0	0	0	0	0	0	0	0	0	0	0
Ordered Other Appropriate Action	0	0	0	0	0	0	0	0	0	0	0	0	0	0	0	0
Dismissed the Complaint	227	0	4	16	17	19	29	33	24	4	7	43	13	16	2	0
Withdrawn	0	0	0	0	0	0	0	0	0	0	0	0	0	0	0	0
Referred Complaint to Judicial																
Conference	0	0	0													
Subtotal	228	0	4	16	17	19	29	33	24	4	7	43	13	17	2	0
Complaints Pending on September 30, 2006	234	0	6	10	0	17	0	23	56	0	15	60	14	33	0	0
Special Investigating Committees Appointed	7	0	0	0	1	1	1	0	0	0	0	2	0	2	0	0

NOTE: EXCLUDES COMPLAINTS NOT ACCEPTED BY THE CIRCUITS BECAUSE THEY DUPLICATED PREVIOUS FILINGS OR WERE OTHERWISE INVALID FILINGS.

<sup>1</sup>CC = U.S. COURT OF FEDERAL CLAIMS.<sup>2</sup>CIT = U.S. COURT OF INTERNATIONAL TRADE.

\* REVISED.

\*\* EACH COMPLAINT MAY INVOLVE MULTIPLE ALLEGATIONS AGAINST NUMEROUS JUDGES. NATURE OF ALLEGATIONS IS COUNTED WHEN A COMPLAINT IS CONCLUDED.

**Table S-22.**  
**Report of Complaints Filed and Action Taken Under Authority of 28 U.S.C. 351-364**  
**During the 12-Month Period Ending September 30, 2007**

Summary of Activity	Circuits															National Courts	
	Total	Fed	DC	1st	2nd	3rd	4th	5th	6th	7th	8th	9th	10th	11th	CC <sup>1</sup>	CIT <sup>2</sup>	
Complaints Pending on September 30, 2006 *	241	0	6	10	28	14	7	22	45	4	15	39	14	36	1	0	
Complaints Filed	841	0	30	32	22	81	82	130	76	48	49	151	37	99	4	0	
Complaint Type																	
Written by Complainant	841	0	30	32	22	81	82	130	76	48	49	151	37	99	4	0	
On Order of Chief Judges	0	0	0	0	0	0	0	0	0	0	0	0	0	0	0	0	
Officials Complained About **																	
Judges																	
Circuit	226	0	14	0	6	21	37	30	18	6	1	61	18	14	0	0	
District	792	0	22	26	12	46	89	69	58	43	41	286	35	65	0	0	
National Courts	4	0	0	0	0	0	0	0	0	0	0	0	0	0	4	0	
Bankruptcy Judges	46	0	1	2	0	6	2	3	4	2	3	19	2	2	0	0	
Magistrate Judges	197	0	2	8	4	8	26	28	14	3	16	58	12	18	0	0	
Nature of Allegations **																	
Mental Disability	20	0	0	2	1	3	1	3	0	1	2	4	1	2	0	0	
Physical Disability	1	0	0	0	0	0	0	0	0	0	0	1	0	0	0	0	
Demeanor	22	0	0	2	0	3	2	3	2	1	4	4	1	0	0	0	
Abuse of Judicial Power	261	0	9	21	1	0	57	19	6	7	28	48	12	53	0	0	
Prejudice/Bias	298	0	13	19	30	22	19	41	51	10	15	27	19	31	1	0	
Conflict of Interest	46	0	0	5	1	7	4	7	3	0	5	10	4	0	0	0	
Bribery/Corruption	67	0	1	3	1	4	7	2	8	5	2	25	5	4	0	0	
Undue Decisional Delay	81	0	2	6	3	6	8	7	9	9	8	13	7	3	0	0	
Incompetence/Neglect	59	0	0	15	3	2	1	0	4	0	8	16	4	5	1	0	
Other	301	0	0	1	47	39	11	112	1	38	3	18	27	0	4	0	
Complaints Concluded	752	0	21	29	50	40	89	117	78	51	47	94	48	83	5	0	
Action By Chief Judges																	
Complaint Dismissed																	
Not in Conformity With Statute	18	0	0	1	1	0	7	0	6	0	0	2	0	1	0	0	
Directly Related to Decision																	
or Procedural Ruling	318	0	12	14	10	24	49	51	18	29	15	25	8	60	3	0	
Frivolous	56	0	4	3	2	0	2	9	2	12	6	7	7	2	0	0	

**Table S-22. (September 30, 2007—Continued)**

Summary of Activity	Circuits														National Courts	
	Total	Fed	DC	1st	2nd	3rd	4th	5th	6th	7th	8th	9th	10th	11th	CC <sup>1</sup>	CIT <sup>2</sup>
Appropriate Action Already Taken	3	0	0	0	0	0	0	1	1	1	0	0	0	0	0	0
Action No Longer Necessary Because of																
Intervening Events	6	0	2	0	0	0	1	0	0	0	0	0	0	3	0	0
Complaint Withdrawn	3	0	0	0	0	0	1	0	0	0	0	1	0	1	0	0
Subtotal	404	0	18	18	13	24	60	61	27	42	21	35	15	67	3	0
Action by Judicial Councils																
Directed Chief District Judge to																
Take Action (Magistrate Judges only)	0	0	0	0	0	0	0	0	0	0	0	0	0	0	0	0
Certified Disability	0	0	0	0	0	0	0	0	0	0	0	0	0	0	0	0
Requested Voluntary Retirement	0	0	0	0	0	0	0	0	0	0	0	0	0	0	0	0
Ordered Temporary Suspension																
of Case Assignments	0	0	0	0	0	0	0	0	0	0	0	0	0	0	0	0
Privately Censured	0	0	0	0	0	0	0	0	0	0	0	0	0	0	0	0
Publicly Censured	0	0	0	0	0	0	0	0	0	0	0	0	0	0	0	0
Ordered Other Appropriate Action	2	0	0	0	0	0	0	1	0	0	0	1	0	0	0	0
Dismissed the Complaint	344	0	3	11	37	16	29	54	50	9	26	58	33	16	2	0
Withdrawn	2	0	0	0	0	0	0	1	1	0	0	0	0	0	0	0
Referred Complaint to Judicial																
Conference	0	0	0	0	0	0	0	0	0	0	0	0	0	0	0	0
Subtotal	348	0	3	11	37	16	29	56	51	9	26	59	33	16	2	0
Complaints Pending on September 30, 2007	330	0	15	13	0	55	0	35	43	1	17	96	3	52	0	0
Special Investigating Committees Appointed	5	0	0	0	1	0	0	2	0	1	0	0	1	0	0	0

NOTE: EXCLUDES COMPLAINTS NOT ACCEPTED BY THE CIRCUITS BECAUSE THEY DUPLICATED PREVIOUS FILINGS OR WERE OTHERWISE INVALID FILINGS.

<sup>1</sup> CC = U.S. COURT OF FEDERAL CLAIMS.

<sup>2</sup> CIT = U.S. COURT OF INTERNATIONAL TRADE.

\* REVISED.

\*\* EACH COMPLAINT MAY INVOLVE MULTIPLE ALLEGATIONS AGAINST NUMEROUS JUDGES. NATURE OF ALLEGATIONS IS COUNTED WHEN A COMPLAINT IS CONCLUDED.

**Table S-22A.  
Report of Complaints Filed and Action Taken Under Authority of 28 U.S.C. 351-364  
During October 1, 2007, Through May 10, 2008**

Summary of Activity	Circuits														National Courts	
	Total	Fed	DC	1st	2nd	3rd	4th	5th	6th	7th	8th	9th	10th	11th	CC <sup>1</sup>	CIT <sup>2</sup>
Complaints Pending on September 30, 2007*	333	1	12	13	13	54	12	25	42	0	16	87	7	51	0	0
Complaints Filed	491	0	17	12	4	66	37	82	41	43	33	87	17	52	0	0
Complaint Type																
Written by Complainant	491	0	17	12	4	66	37	82	41	43	33	87	17	52	0	0
On Order of Chief Judge	0	0	0	0	0	0	0	0	0	0	0	0	0	0	0	0
Officials Complained About**																
Judges																
Circuit	112	0	4	0	1	14	10	19	9	9	10	24	3	9	0	0
District	344	0	12	9	3	37	38	43	41	32	26	60	13	30	0	0
National Court	0	0	0	0	0	0	0	0	0	0	0	0	0	0	0	0
Bankruptcy Judges	24	0	0	1	0	2	4	3	1	1	5	1	6	0	0	0
Magistrate Judges	105	0	1	2	0	13	8	17	9	6	9	26	7	7	0	0
Nature of Allegations**																
Mental Disability	16	0	0	3	1	6	1	2	0	0	0	1	1	1	0	0
Physical Disability	4	0	0	2	1	0	0	0	0	0	0	1	0	0	0	0
Demeanor	5	0	0	0	0	1	0	2	0	0	0	2	0	0	0	0
Abuse of Judicial Power	242	1	11	16	1	2	31	19	6	7	44	59	0	45	0	0
Prejudice/Bias	232	1	2	13	5	27	8	49	18	9	25	30	13	32	0	0
Conflict of Interest	25	0	0	0	0	9	1	3	0	0	5	6	1	0	0	0
Bribery/Corruption	51	0	0	3	1	11	1	0	4	5	13	11	1	1	0	0
Undue Decisional Delay	45	0	1	3	3	8	6	0	1	2	6	7	4	4	0	0
Incompetence/Neglect	46	1	2	4	2	7	2	0	8	1	12	1	1	5	0	0
Other	225	1	0	1	14	56	9	86	1	30	1	8	18	0	0	0
Complaints Concluded	552	1	14	21	17	60	49	93	33	43	46	69	24	82	0	0
Action by Chief Judges																
Complaint Dismissed																
Not in Conformity With Statute	13	0	0	2	2	0	0	0	1	0	1	7	0	0	0	0
Directly Related to Decision																
or Procedural Ruling	236	1	3	6	9	31	29	22	20	26	13	25	11	40	0	0
Frivolous	23	0	0	0	1	0	1	7	1	6	1	4	1	1	0	0

**Table S-22A. (May 10, 2008—Continued)**

Summary of Activity	Circuits														National Courts	
	Total	Fed	DC	1st	2nd	3rd	4th	5th	6th	7th	8th	9th	10th	11th	CC <sup>1</sup>	CIT <sup>2</sup>
Lacked Factual Foundation	4	0	0	0	0	0	0	0	0	0	1	0	0	3	0	0
Appropriate Action Already Taken	3	0	0	0	0	0	0	0	0	0	0	3	0	0	0	0
Action No Longer Necessary Because of																
Intervening Events	4	0	0	0	0	0	0	0	0	0	1	2	0	1	0	0
Complaint Withdrawn	5	0	0	0	0	0	0	5	0	0	0	0	0	0	0	0
Subtotal	288	1	3	8	12	31	30	34	22	32	17	41	12	45	0	0
Action by Judicial Councils																
Directed Chief District Judge to																
Take Action (Magistrate Judges only)	0	0	0	0	0	0	0	0	0	0	0	0	0	0	0	0
Certified Disability	0	0	0	0	0	0	0	0	0	0	0	0	0	0	0	0
Requested Voluntary Retirement	0	0	0	0	0	0	0	0	0	0	0	0	0	0	0	0
Ordered Temporary Suspension																
of Case Assignments	0	0	0	0	0	0	0	0	0	0	0	0	0	0	0	0
Privately Censured	0	0	0	0	0	0	0	0	0	0	0	0	0	0	0	0
Publicly Censured	1	0	0	0	0	0	0	1	0	0	0	0	0	0	0	0
Ordered Other Appropriate Action	0	0	0	0	0	0	0	0	0	0	0	0	0	0	0	0
Dismissed the Complaint	263	0	11	13	6	29	19	58	10	10	29	33	12	33	0	0
Withdrawn	0	0	0	0	0	0	0	0	0	0	0	0	0	0	0	0
Referred Complaint to Judicial																
Conference	0	0	0	0	0	0	0	0	0	0	0	0	0	0	0	0
Subtotal	264	0	11	13	6	29	19	59	10	10	29	33	12	33	0	0
Complaints Pending on September 30, 2008	272	0	15	4	0	60	0	14	50	0	3	105	0	21	0	0
Special Investigating Committees Appointed	2	0	0	0	0	0	0	0	0	1	0	0	1	0	0	0

NOTE: EXCLUDES COMPLAINTS NOT ACCEPTED BY THE CIRCUITS BECAUSE THEY DUPLICATED PREVIOUS FILINGS OR WERE OTHERWISE INVALID FILINGS.

<sup>1</sup> CC = U.S. COURT OF FEDERAL CLAIMS.

<sup>2</sup> CIT = U.S. COURT OF INTERNATIONAL TRADE.

\* REVISED.

\*\* EACH COMPLAINT MAY INVOLVE MULTIPLE ALLEGATIONS AGAINST NUMEROUS JUDGES. NATURE OF ALLEGATIONS IS COUNTED WHEN A COMPLAINT IS CONCLUDED.



**Table S-22B.**  
**Report of Complaints Filed and Action Taken Under Authority of 28 U.S.C. 351-364**  
**During May 11, 2008, Through September 30, 2008**

Summary of Activity	Circuits															National Courts	
	Total	Fed	DC	1st	2nd	3rd	4th	5th	6th	7th	8th	9th	10th	11th	CC <sup>1</sup>	CIT <sup>2</sup>	
Complaints Filed	672	10	20	26	71	44	52	52	35	67	24	144	58	69	0	0	
Complaint Type																	
Written by Complainant	670	10	20	26	71	43	52	52	35	67	24	143	58	69	0	0	
On Order of Chief Judge	2	0	0	0	0	1	0	0	0	0	0	1	0	0	0	0	
Complainants																	
Prison Inmates	354	1	4	7	18	14	40	31	18	36	20	83	50	32	0	0	
Litigants	303	9	14	17	51	29	12	21	12	32	5	56	8	37	0	0	
Attorneys	7	0	1	0	1	0	0	0	5	0	0	0	0	0	0	0	
Public Officials	0	0	0	0	0	0	0	0	0	0	0	0	0	0	0	0	
Other	13	0	1	2	1	1	0	0	0	0	0	8	0	0	0	0	
Judges Complained About																	
Circuit Judges	165	4	5	6	10	11	3	8	0	26	7	43	29	13	0	0	
District Judges	382	5	14	17	50	25	35	25	24	35	14	77	27	34	0	0	
Court of International Trade Judges	0	0	0	0	0	0	0	0	0	0	0	0	0	0	0	0	
Court of Federal Claims Judges	2	0	0	0	0	1	0	0	0	0	0	1	0	0	0	0	
Bankruptcy Judges	16	0	0	0	3	2	0	3	2	1	0	2	0	3	0	0	
Magistrate Judges	107	1	1	3	8	5	14	16	9	5	3	21	2	19	0	0	
Nature of Allegations *																	
Erroneous Decision	338	4	13	19	26	29	11	39	19	6	13	113	2	44	0	0	
Delayed Decision	104	1	1	6	6	12	11	4	8	1	3	44	1	6	0	0	
Failure to Give Reasons for Decision	18	0	0	3	2	2	0	0	0	0	0	10	0	1	0	0	
Improper Discussions With Party or Counsel	29	0	1	3	2	1	1	0	1	5	4	7	4	0	0	0	
Hostility Toward Litigant or Attorney	69	0	1	6	2	8	4	4	4	0	10	28	0	2	0	0	
Racial, Religious, or Ethnic Bias	93	0	4	2	6	2	6	4	2	0	6	30	28	3	0	0	
Personal Bias Against Litigant or Attorney	116	1	5	9	11	4	8	14	13	1	12	22	3	13	0	0	
Conflict of Interest (Including Refusal to Recuse)	46	0	3	5	5	2	3	10	2	2	4	9	0	1	0	0	
Failure to Meet Financial Disclosure Requirements	0	0	0	0	0	0	0	0	0	0	0	0	0	0	0	0	
Improper Outside Income	0	0	0	0	0	0	0	0	0	0	0	0	0	0	0	0	
Partisan Political Activity or Statement	3	0	3	0	0	0	0	0	0	0	0	0	0	0	0	0	
Acceptance of Bribe	21	0	0	0	0	2	0	1	0	0	0	17	0	1	0	0	
Effort to Obtain Favor for Friend or Relative	0	0	0	0	0	0	0	0	0	0	0	0	0	0	0	0	
Solicitation of Funds for Organization	1	0	0	0	0	0	0	0	1	0	0	0	0	0	0	0	
Violation of Other Standards	55	1	1	5	1	1	1	0	9	1	14	20	0	1	0	0	
Other Misconduct	262	4	1	9	39	7	24	14	1	60	5	28	57	13	0	0	
Disability	30	0	0	2	10	1	2	4	1	0	2	2	5	1	0	0	
Actions Regarding the Complaints																	
Concluded by Complainant or Subject Judge	4	0	1	0	0	1	1	0	0	0	0	1	0	0	0	0	
Complaint Withdrawn With Consent of Chief Judge	4	0	1	0	0	1	1	0	0	0	0	1	0	0	0	0	
Withdrawal of Petition for Review	0	0	0	0	0	0	0	0	0	0	0	0	0	0	0	0	

**Table S-22B. (September 30, 2008—Continued)**

Summary of Activity	Circuits														National Courts	
	Total	Fed	DC	1st	2nd	3rd	4th	5th	6th	7th	8th	9th	10th	11th	CC <sup>1</sup>	CIT <sup>2</sup>
Actions by Chief Judge																
Matters returned from Judicial Council	0	0	0	0	0	0	0	0	0	0	0	0	0	0	0	0
Complaint Dismissed in Whole or in Part	199	6	13	2	26	0	37	16	0	28	10	0	32	29	0	0
Not Misconduct or Disability	23	0	0	2	1	0	11	0	0	5	3	0	1	0	0	0
Merits Related	167	0	10	2	14	0	34	15	0	25	10	0	30	27	0	0
Frivolous	39	0	0	2	4	0	4	4	0	9	8	0	1	7	0	0
Allegations Lack Sufficient Evidence	56	0	5	0	9	0	7	0	0	0	4	0	30	1	0	0
Allegations Incapable of Being Established	0	0	0	0	0	0	0	0	0	0	0	0	0	0	0	0
Filed in Wrong Circuit	6	6	0	0	0	0	0	0	0	0	0	0	0	0	0	0
Otherwise Not Appropriate	4	0	1	0	0	0	0	0	0	2	0	0	1	0	0	0
Complaint Concluded in Whole or in Part	3	0	0	0	0	0	1	0	0	0	0	0	0	2	0	0
Informal Resolution Before Complaint Filed	2	0	0	0	0	0	0	0	0	0	0	0	0	2	0	0
Voluntary Corrective Action Taken	0	0	0	0	0	0	0	0	0	0	0	0	0	0	0	0
Intervening Events	1	0	0	0	0	0	1	0	0	0	0	0	0	0	0	0
Complaint Referred to Special Committee	2	0	0	0	1	1	0	0	0	0	0	0	0	0	0	0
Actions by Special Committees																
Matter Returned From Judicial Council	0	0	0	0	0	0	0	0	0	0	0	0	0	0	0	0
New Matter Referred to Chief Judge	0	0	0	0	0	0	0	0	0	0	0	0	0	0	0	0
Judicial Council Proceedings																
Matter Returned from Judicial Conference	0	0	0	0	0	0	0	0	0	0	0	0	0	0	0	0
Complaint Transferred to/From Another Circuit	0	0	0	0	0	0	0	0	0	0	0	0	0	0	0	0
Special Committee Reports Submitted to																
Judicial Council	0	0	0	0	0	0	0	0	0	0	0	0	0	0	0	0
Received Petition for Review	22	0	0	1	8	0	3	0	0	0	8	0	0	2	0	0
Action on Petition for Review Petition Denied	77	0	8	2	8	0	22	0	0	6	8	0	21	2	0	0
Matter Returned to Chief Judge	0	0	0	0	0	0	0	0	0	0	0	0	0	0	0	0
Matter Returned to Chief Judge for																
Appointment of Special Committee	0	0	0	0	0	0	0	0	0	0	0	0	0	0	0	0
Other	0	0	0	0	0	0	0	0	0	0	0	0	0	0	0	0
Received Special Committee Report	0	0	0	0	0	0	0	0	0	0	0	0	0	0	0	0
Action on Special Committee Report	0	0	0	0	0	0	0	0	0	0	0	0	0	0	0	0
Complaint Dismissed																
Not Misconduct or Disability	0	0	0	0	0	0	0	0	0	0	0	0	0	0	0	0
Merits Related	0	0	0	0	0	0	0	0	0	0	0	0	0	0	0	0
Allegations Lack Sufficient Evidence	0	0	0	0	0	0	0	0	0	0	0	0	0	0	0	0
Otherwise Not Appropriate	0	0	0	0	0	0	0	0	0	0	0	0	0	0	0	0
Corrective Action Taken or Intervening Events	0	0	0	0	0	0	0	0	0	0	0	0	0	0	0	0
Referred Complaint to Judicial Conference	0	0	0	0	0	0	0	0	0	0	0	0	0	0	0	0
Remedial Action Taken	0	0	0	0	0	0	0	0	0	0	0	0	0	0	0	0

**Table S-22B. (September 30, 2008—Continued)**

Summary of Activity	Circuits														National Courts	
	Total	Fed	DC	1st	2nd	3rd	4th	5th	6th	7th	8th	9th	10th	11th	CC <sup>1</sup>	CIT <sup>2</sup>
Censure or Reprimand	0	0	0	0	0	0	0	0	0	0	0	0	0	0	0	0
Suspension of Assignments	0	0	0	0	0	0	0	0	0	0	0	0	0	0	0	0
Action Against Magistrate Judge	0	0	0	0	0	0	0	0	0	0	0	0	0	0	0	0
Removal of Bankruptcy Judge	0	0	0	0	0	0	0	0	0	0	0	0	0	0	0	0
Requesting of Voluntary Retirement	0	0	0	0	0	0	0	0	0	0	0	0	0	0	0	0
Certifying Disability of Circuit or District Judge	0	0	0	0	0	0	0	0	0	0	0	0	0	0	0	0
Additional Investigation Warranted	0	0	0	0	0	0	0	0	0	0	0	0	0	0	0	0
Returned to Special Committee	0	0	0	0	0	0	0	0	0	0	0	0	0	0	0	0
Retained by Judicial Council	0	0	0	0	0	0	0	0	0	0	0	0	0	0	0	0
Actions by Chief Justice																
Transferred to Judicial Council	1	0	0	0	0	0	0	0	0	0	0	1	0	0	0	0
Received From Judicial Council	1	0	0	0	0	1	0	0	0	0	0	0	0	0	0	0
Complaints Pending on September 30, 2008	465	4	6	24	45	43	13	36	35	39	14	142	26	38	0	0

NOTE: EXCLUDES COMPLAINTS NOT ACCEPTED BY THE CIRCUITS BECAUSE THEY DUPLICATED PREVIOUS FILINGS OR WERE OTHERWISE INVALID FILINGS.

<sup>1</sup> CC = U.S. COURT OF FEDERAL CLAIMS.

<sup>2</sup> CIT = U.S. COURT OF INTERNATIONAL TRADE.

\* EACH COMPLAINT MAY INVOLVE MULTIPLE ALLEGATIONS. NATURE OF ALLEGATIONS IS COUNTED WHEN A COMPLAINT IS CONCLUDED.

**Table S-22A.**  
**Report of Action Taken Under Authority of 28 U.S.C. 351-364**  
**During the 12-Month Period Ending September 30, 2009, on Complaints Filed Before May 11, 2008**

Summary of Activity	Circuits														National Courts	
	Total	Fed.	DC	1st	2nd	3rd	4th	5th	6th	7th	8th	9th	10th	11th	CC <sup>1</sup>	CIT <sup>2</sup>
Complaints Pending on September 30, 2008 <sup>3</sup>	165	0	0	3	0	38	0	8	32	0	9	74	0	1	0	0
Complaints Concluded	150	0	0	3	0	37	0	8	24	0	9	68	0	1	0	0
Action by Chief Judges																
Complaint Dismissed <sup>4</sup>																
Not in Conformity With Statute	24	0	0	3	0	6	0	0	1	0	9	5	0	0	0	0
Directly Related to Decision																
or Procedural Ruling	128	0	0	3	0	35	0	6	22	0	9	53	0	0	0	0
Frivolous	95	0	0	2	0	35	0	2	3	0	9	43	0	1	0	0
Lacked Factual Foundation	4	0	0	1	0	1	0	0	1	0	0	1	0	0	0	0
Appropriate Action Already Taken	4	0	0	0	0	0	0	0	0	0	0	4	0	0	0	0
Action No Longer Necessary Because of																
Intervening Events	3	0	0	0	0	0	0	0	0	0	0	3	0	0	0	0
Complaint Withdrawn	0	0	0	0	0	0	0	0	0	0	0	0	0	0	0	0
Subtotal	258	0	0	9	0	77	0	8	27	0	27	109	0	1	0	0
Action by Judicial Councils																
Directed Chief District Judge to																
Take Action (Magistrate Judges Only)	0	0	0	0	0	0	0	0	0	0	0	0	0	0	0	0
Certified Disability	0	0	0	0	0	0	0	0	0	0	0	0	0	0	0	0
Requested Voluntary Retirement	0	0	0	0	0	0	0	0	0	0	0	0	0	0	0	0
Ordered Temporary Suspension																
of Case Assignments	0	0	0	0	0	0	0	0	0	0	0	0	0	0	0	0
Privately Censured	0	0	0	0	0	0	0	0	0	0	0	0	0	0	0	0
Publicly Censured	1	0	0	0	0	0	0	1	0	0	0	0	0	0	0	0
Ordered Other Appropriate Action	0	0	0	0	0	0	0	0	0	0	0	0	0	0	0	0
Dismissed Complaint	85	0	0	3	0	28	0	7	16	0	8	23	0	0	0	0
Withdrawn	0	0	0	0	0	0	0	0	0	0	0	0	0	0	0	0
Referred Complaint to Judicial																
Conference	1	0	0	0	0	0	0	1	0	0	0	0	0	0	0	0
Subtotal	87	0	0	3	0	28	0	9	16	0	8	23	0	0	0	0
Complaints Pending on September 30, 2009	15	0	0	0	0	1	0	0	8	0	0	6	0	0	0	0
Special Investigating Committees Appointed	0	0	0	0	0	0	0	0	0	0	0	0	0	0	0	0

NOTE: Excludes complaints not accepted by the circuits because they duplicated previous filings or were otherwise invalid filings.

<sup>1</sup> CC = U.S. Court of Federal Claims.

<sup>2</sup> CIT = U.S. Court of International Trade.

<sup>3</sup> Revised.

<sup>4</sup> Each complaint may involve multiple reasons for dismissal.

**Table S-22B.**  
**Report of Action Taken Under Authority of 28 U.S.C. 351-364 During**  
**the 12-Month Period Ending September 30, 2009, on Complaints Filed on or After May 11, 2008**

Summary of Activity	Circuits														National Courts	
	Total	Fed.	DC	1st	2nd	3rd	4th	5th	6th	7th	8th	9th	10th	11th	CC <sup>1</sup>	CIT <sup>2</sup>
Complaints Pending on September 30, 2008 <sup>3</sup>	498	5	2	22	62	42	22	22	35	36	19	143	52	36	0	0
Complaints Filed	1,543	14	48	81	94	149	138	164	170	111	61	304	73	136	0	0
Complaint Type																
Written by Complainant	1,540	14	48	81	94	149	138	164	170	110	61	304	71	136	0	0
On Order of Chief Judges	3	0	0	0	0	0	0	0	0	1	0	0	2	0	0	0
Complainants <sup>4</sup>																
Prison Inmates	691	2	9	67	33	61	78	73	58	49	33	128	47	53	0	0
Litigants	778	12	38	12	58	79	51	64	113	60	32	163	23	73	0	0
Attorneys	34	0	1	1	3	6	2	16	0	1	0	4	0	0	0	0
Public Officials	1	0	0	0	0	0	0	0	0	0	0	0	0	1	0	0
Other	55	0	0	1	0	4	8	12	0	4	0	14	3	9	0	0
Judges Complained About																
Circuit Judges	373	11	10	9	15	44	26	31	57	44	14	57	21	34	0	0
District Judges	869	1	34	52	62	77	86	94	79	59	37	170	43	75	0	0
Court of International Trade Judges	0	0	0	0	0	0	0	0	0	0	0	0	0	0	0	0
Court of Federal Claims Judges	1	1	0	0	0	0	0	0	0	0	0	0	0	0	0	0
Bankruptcy Judges	35	0	1	1	2	3	1	3	5	3	0	9	3	4	0	0
Magistrate Judges	265	1	3	19	15	25	25	36	29	5	10	68	6	23	0	0
Nature of Allegations <sup>5</sup>																
Erroneous Decision	970	9	18	77	49	18	33	153	146	8	15	272	46	126	0	0
Delayed Decision	195	0	6	4	11	26	29	18	45	18	0	29	5	4	0	0
Failure to Give Reasons for Decision	24	0	0	2	3	7	1	2	3	0	4	1	1	0	0	0
Improper Discussions With Party or Counsel	93	0	2	3	3	6	4	19	11	2	18	16	9	0	0	0
Hostility Toward Litigant or Attorney	134	0	3	4	6	19	9	23	23	3	12	22	7	3	0	0
Racial, Religious, or Ethnic Bias	93	0	1	2	15	7	23	7	7	2	4	16	2	7	0	0
Personal Bias Against Litigant or Attorney	317	0	6	15	13	40	14	49	31	32	19	63	13	22	0	0
Conflict of Interest (Including Refusal to Recuse)	129	0	2	3	17	19	7	22	18	1	5	27	7	1	0	0
Failure to Meet Financial Disclosure Requirements	4	0	0	0	0	0	0	0	0	0	2	0	2	0	0	0
Improper Outside Income	0	0	0	0	0	0	0	0	0	0	0	0	0	0	0	0
Partisan Political Activity or Statement	6	0	0	0	1	1	0	0	0	0	0	0	4	0	0	0
Acceptance of Bribe	18	0	1	1	1	4	1	2	3	3	1	1	0	0	0	0
Effort to Obtain Favor for Friend or Relative	13	0	1	1	2	1	5	0	0	0	2	0	0	1	0	0
Solicitation of Funds for Organization	0	0	0	0	0	0	0	0	0	0	0	0	0	0	0	0
Violation of Other Standards	115	3	0	5	26	13	9	6	2	2	30	16	1	2	0	0
Other Misconduct	507	5	27	65	34	96	39	38	32	74	12	35	48	2	0	0
Disability	38	0	0	0	1	5	0	11	0	2	3	7	5	4	0	0
Actions Regarding the Complaints																
Concluded by Complainant or Subject Judge	9	0	0	0	1	3	3	0	0	0	0	1	0	1	0	0
Complaint Withdrawn with Consent of Chief Judge	9	0	0	0	1	3	3	0	0	0	0	1	0	1	0	0
Withdrawal of Petition for Review	0	0	0	0	0	0	0	0	0	0	0	0	0	0	0	0

**Table S-22B. (September 30, 2009—Continued)**

Summary of Activity	Circuits														National Courts	
	Total	Fed	DC	1st	2nd	3rd	4th	5th	6th	7th	8th	9th	10th	11th	CC <sup>1</sup>	CIT <sup>2</sup>
Actions by Chief Judge																
Matters returned from Judicial Council	0	0	0	0	0	0	0	0	0	0	0	0	0	0	0	0
Complaint Dismissed in Whole or in Part <sup>6</sup>	1,163	12	48	81	84	79	130	115	67	113	52	172	78	132	0	0
Not Misconduct or Disability	146	0	0	71	2	23	13	3	5	5	5	13	4	2	0	0
Merits Related	1,022	8	22	80	82	77	116	107	61	89	45	144	74	117	0	0
Frivolous	283	0	0	19	0	55	8	63	1	28	29	66	0	14	0	0
Allegations Lack Sufficient Evidence	509	2	37	1	58	61	79	17	13	9	30	119	46	37	0	0
Allegations Incapable of Being Established	1	0	0	0	0	0	0	0	0	0	0	0	0	1	0	0
Filed in Wrong Circuit	7	6	0	0	0	1	0	0	0	0	0	0	0	0	0	0
Otherwise Not Appropriate	95	1	2	0	1	2	6	0	0	2	9	70	0	2	0	0
Complaint Concluded in Whole or in Part																
Informal Resolution Before Complaint Filed	1	0	0	1	0	0	0	0	0	0	0	0	0	0	0	0
Voluntary Corrective Action Taken	6	0	0	1	0	0	0	0	0	1	0	0	4	0	0	0
Intervening Events	4	0	0	0	0	0	0	0	0	0	0	0	4	0	0	0
Complaint Referred to Special Committee	6	0	0	0	0	4	0	0	0	0	0	0	2	0	0	0
Actions by Special Committees																
Matter Returned From Judicial Council	1	0	0	0	1	0	0	0	0	0	0	0	0	0	0	0
New Matter Referred to Chief Judge	0	0	0	0	0	0	0	0	0	0	0	0	0	0	0	0
Judicial Council Proceedings																
Matter returned from Judicial Conference	0	0	0	0	0	0	0	0	0	0	0	0	0	0	0	0
Complaint Transferred to/From Another Circuit	0	0	0	0	0	0	0	0	0	0	0	0	0	0	0	0
Special Committee Reports Submitted to																
Judicial Council	0	0	0	0	0	0	0	0	0	0	0	0	0	0	0	0
Received Petition for Review	479	1	8	12	44	36	58	53	42	53	31	39	58	44	0	0
Action on Petition for Review Petition Denied	465	1	8	17	41	34	65	56	8	57	34	39	54	51	0	0
Matter Returned to Chief Judge	0	0	0	0	0	0	0	0	0	0	0	0	0	0	0	0
Matter Returned to Chief Judge for																
Appointment of Special Committee	0	0	0	0	0	0	0	0	0	0	0	0	0	0	0	0
Other	0	0	0	0	0	0	0	0	0	0	0	0	0	0	0	0
Received Special Committee Report	1	0	0	0	0	1	0	0	0	0	0	0	0	0	0	0
Action on Special Committee Report																
Complaint Dismissed	1	0	0	0	0	1	0	0	0	0	0	0	0	0	0	0
Not Misconduct or Disability	1	0	0	0	0	1	0	0	0	0	0	0	0	0	0	0
Merits Related	0	0	0	0	0	0	0	0	0	0	0	0	0	0	0	0
Allegations Lack Sufficient Evidence	0	0	0	0	0	0	0	0	0	0	0	0	0	0	0	0
Otherwise Not Appropriate	0	0	0	0	0	0	0	0	0	0	0	0	0	0	0	0
Corrective Action Taken or Intervening Events	1	0	0	0	0	1	0	0	0	0	0	0	0	0	0	0
Referred Complaint to Judicial Conference	0	0	0	0	0	0	0	0	0	0	0	0	0	0	0	0
Remedial Action Taken	0	0	0	0	0	0	0	0	0	0	0	0	0	0	0	0

**Table S-22B. (September 30, 2009—Continued)**

Summary of Activity	Circuits														National Courts	
	Total	Fed	DC	1st	2nd	3rd	4th	5th	6th	7th	8th	9th	10th	11th	CC <sup>1</sup>	CIT <sup>2</sup>
Censure or Reprimand	0	0	0	0	0	0	0	0	0	0	0	0	0	0	0	0
Suspension of Assignments	0	0	0	0	0	0	0	0	0	0	0	0	0	0	0	0
Action Against Magistrate Judge	0	0	0	0	0	0	0	0	0	0	0	0	0	0	0	0
Removal of Bankruptcy Judge	0	0	0	0	0	0	0	0	0	0	0	0	0	0	0	0
Requesting of Voluntary Retirement	0	0	0	0	0	0	0	0	0	0	0	0	0	0	0	0
Certifying Disability of Circuit or District Judge	0	0	0	0	0	0	0	0	0	0	0	0	0	0	0	0
Additional Investigation Warranted	0	0	0	0	0	0	0	0	0	0	0	0	0	0	0	0
Returned to Special Committee	0	0	0	0	0	0	0	0	0	0	0	0	0	0	0	0
Retained by Judicial Council	0	0	0	0	0	0	0	0	0	0	0	0	0	0	0	0
Actions by Chief Justice																
Transferred to Judicial Council	0	0	0	0	0	0	0	0	0	0	0	0	0	0	0	0
Received From Judicial Council	0	0	0	0	0	0	0	0	0	0	0	0	0	0	0	0
Complaints Terminated as Final Between																
October 1, 2008, and September 30, 2009	1,130	12	35	90	81	71	126	103	30	136	60	146	96	144	0	0
Complaints Pending on September 30, 2009																
	911	7	15	13	75	120	34	83	175	11	20	301	29	28	0	0

NOTE: Excludes complaints not accepted by the circuits because they duplicated previous filings or were otherwise invalid filings.

<sup>1</sup> CC = U.S. Court of Federal Claims.

<sup>2</sup> CIT = U.S. Court of International Trade.

<sup>3</sup> Revised.

<sup>4</sup> Number of complainants may not equal total number of filings because each complaint may have multiple complainants.

<sup>5</sup> Each complaint may involve multiple allegations.

<sup>6</sup> Each complaint may have multiple reasons for dismissal.

**Blank**



**Blank**